

SRIXON® | **Cleveland**®
GOLF | **asics**®



2023
DEALER
CATALOG

SRIXON 2023 PRODUCTS

SRIXON®

The professionals play on a stage all their own, one that demands uncompromising equipment and powerful technologies. Srixon delivers with Woods, Irons, and Golf Balls that have propelled the best to victory in every Tour across the globe, including the Major Tournaments.

For those who aren't competing on the highest stage, Srixon also offers a range of equipment for diverse skill levels. And the same dedication to performance displayed on Tour also shines through for every product within our catalog.



SRIXON

STARTS *FAST.* STOPS *FASTER.*

SRIXON
1

ALL-NEW Z-STAR SERIES

There's fast, and then there's Z-STAR fast. A reformulated FastLayer DG Core now features a more aggressive soft-to-firm transition designed to boost ball speed and distance off the tee, while still maintaining great feel. Plus, our new Spin Skin+ coating is built at a molecular level to help you stay in control around the greens with consistent, reliable spin. Step into fast, only with Z-STAR.





CHOOSE YOUR Z-STAR

Z-STAR XV

Push your towering drives to the limit and enjoy plenty of greenside control with Z-STAR XV—our best distance performer in the tour ball category. If all your birdies begin with a colossal tee shot, then Z-STAR XV is designed for you.

COMPARE PERFORMANCE

FEEL	Soft
DISTANCE	Longer
FLIGHT	Mid-High
CONSTRUCTION	3PC Urethane
GREENSIDE SPIN	High
MID IRON SPIN	High
DRIVER SPIN	Low

Z-STAR

Enjoy exceptional feel while maximizing your greenside spin. Choose Z-STAR if finesse around the greens and pinpoint approach shots are your keys to recording low scores.

COMPARE PERFORMANCE

FEEL	Softer
DISTANCE	Long
FLIGHT	Mid
CONSTRUCTION	3PC Urethane
GREENSIDE SPIN	Highest
MID IRON SPIN	High
DRIVER SPIN	Low

Z-STAR ♦

Z-STAR ♦ DIAMOND is the ultimate mix of greenside control, superior approach shot spin, and long-game distance. If you're looking to hold the green from anywhere on the course, Z-STAR ♦ DIAMOND is your ball of choice.

COMPARE PERFORMANCE

FEEL	Soft
DISTANCE	Long
FLIGHT	Mid-High
CONSTRUCTION	3PC Urethane
GREENSIDE SPIN	Higher
MID IRON SPIN	Highest
DRIVER SPIN	Mid



Z-STAR



MAXIMUM SPIN

Z-STAR provides maximum greenside spin for unmatched control and stopping power. Its premium 3-piece construction gives skilled players complete tour performance, tee to green.

NEW FastLayer DG Core

A newly formulated core starts soft in the center and dramatically becomes firm around its edge, giving high-speed players exceptional feel and added approach shot spin.

NEW Spin Skin+

A durable coating, new Spin Skin+ digs deep into Wedge and Iron grooves, maximizing spin for better control and stopping power.


338 Speed Dimple Pattern

Less drag and more lift boosts overall distance and straighter flight, even in the toughest wind conditions.

Swing Speed: 90+ MPH
Launch: Mid

SPECS	
Construction	3PC
Cover Material	Urethane
Cover Thickness	0.6mm
Compression	92
Dimple Number	338

Available in both Pure White and Tour Yellow.



Z-STAR ♦ DIAMOND



BLENDED DISTANCE & SPIN

With a blend of greenside control and long-game distance, the new Z-STAR ♦ DIAMOND also delivers the unique benefit of increased spin on long and mid Iron shots.

NEW FastLayer DG Core

A newly formulated core starts soft in the center and dramatically becomes firm around its edge, giving high-speed players optimized Iron spin and distance.

NEW Spin Skin+

A durable coating, new Spin Skin+ digs deep into Wedge and Iron grooves, maximizing spin for better control and stopping power.

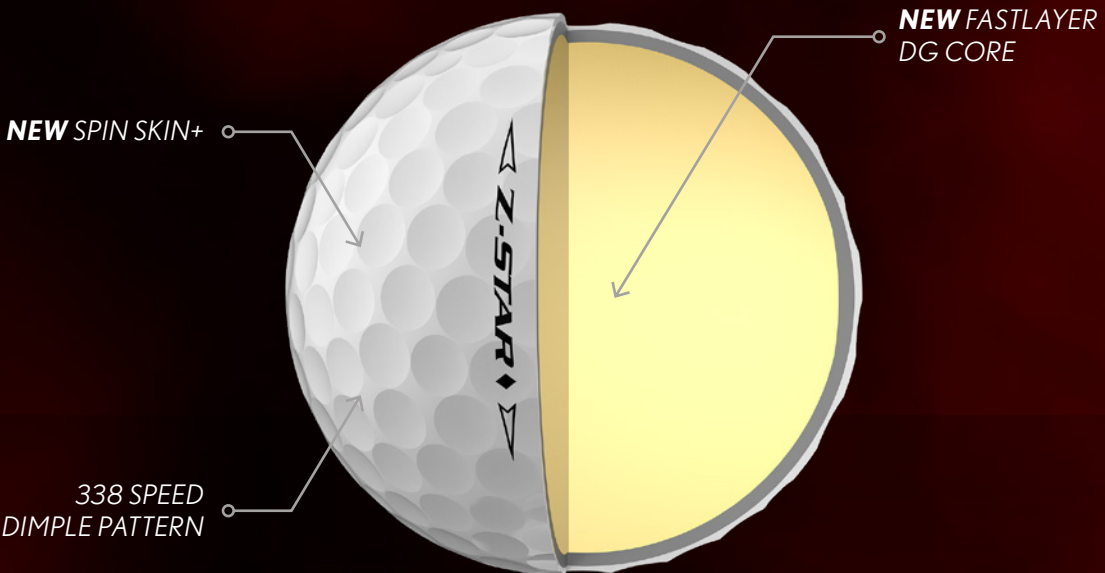
338 Speed Dimple Pattern

Less drag and more lift boosts overall distance and straighter flight, even in the toughest wind conditions.

Swing Speed: 90+ MPH
Launch: Mid-High

SPECS	
Construction	3PC
Cover Material	Urethane
Cover Thickness	0.6mm
Compression	102
Dimple Number	338

Available in Pure White.



Z-STAR XV



MAXIMUM DISTANCE

Z-STAR XV provides maximum ball speed for unmatched Driver and Iron distance. Its premium 3-piece construction gives skilled players complete tour performance, tee to green.

NEW FastLayer DG Core

A newly formulated core starts soft in the center and dramatically becomes firm around its edge, giving high-speed players exceptional feel and plenty of ball speed for maximum distance.

NEW Spin Skin+

A durable coating, new Spin Skin+ digs deep into Wedge and Iron grooves, maximizing spin for better control and stopping power.

338 Speed Dimple Pattern

Less drag and more lift boosts overall distance and straighter flight, even in the toughest wind conditions.


Swing Speed:
Launch:

100+ MPH
Mid-High

SPECS

Construction	3PC
Cover Material	Urethane
Cover Thickness	0.5mm
Compression	102
Dimple Number	338

Available in both Pure White and Tour Yellow.



MORE SPEED. MORE SPIN. MORE Z-STAR.



ALL-NEW Z-STAR SERIES

Get more from your game, with new Z-STAR Series golf balls. The reformulated FastLayer DG Core features a more dramatic soft-to-firm transition to help improve ball speed and distance off the tee. And the Spin Skin+ coating is designed to add bite for better greenside spin and control. Altogether, you get more speed, more spin, more Z-STAR.

Z-STAR DIVIDE



MAXIMUM SPIN

Z-STAR DIVIDE provides maximum greenside spin for unmatched control and stopping power. Its premium 3-piece construction gives skilled players complete tour performance, tee to green.

NEW FastLayer DG Core

A newly formulated core starts soft in the center and dramatically becomes firm around its edge, giving high-speed players exceptional feel and added approach shot spin.

NEW Spin Skin+

A durable coating, new Spin Skin+ digs deep into Wedge and Iron grooves, maximizing spin for better control and stopping power.

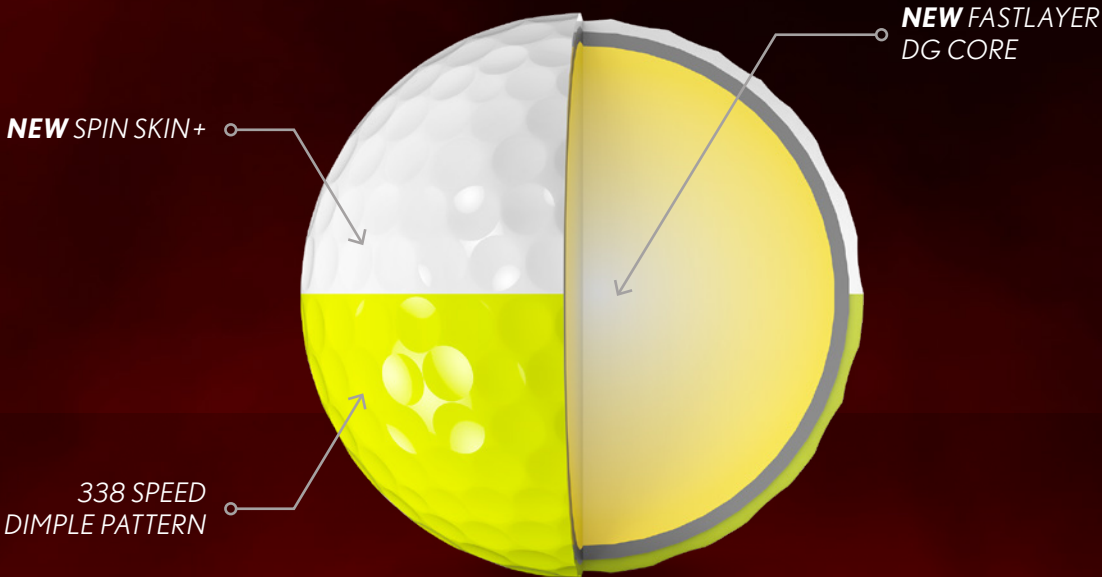
338 Speed Dimple Pattern

Less drag and more lift boosts overall distance and straighter flight, even in the toughest wind conditions.

Swing Speed: 90+ MPH
Launch: Mid

SPECS	
Construction	3PC
Cover Material	Urethane
Cover Thickness	0.6mm
Compression	92
Dimple Number	338

Available in Yellow/White



Z-STAR XV DIVIDE



MAXIMUM DISTANCE

Z-STAR XV DIVIDE provides maximum ball speed for unmatched Driver and Iron distance. Its premium 3-piece construction gives skilled players complete tour performance, tee to green.

NEW FastLayer DG Core

A newly formulated core starts soft in the center and dramatically becomes firm around its edge, giving high-speed players exceptional feel and plenty of ball speed for maximum distance.

NEW Spin Skin+

A durable coating, new Spin Skin+ digs deep into Wedge and Iron grooves, maximizing spin for better control and stopping power.

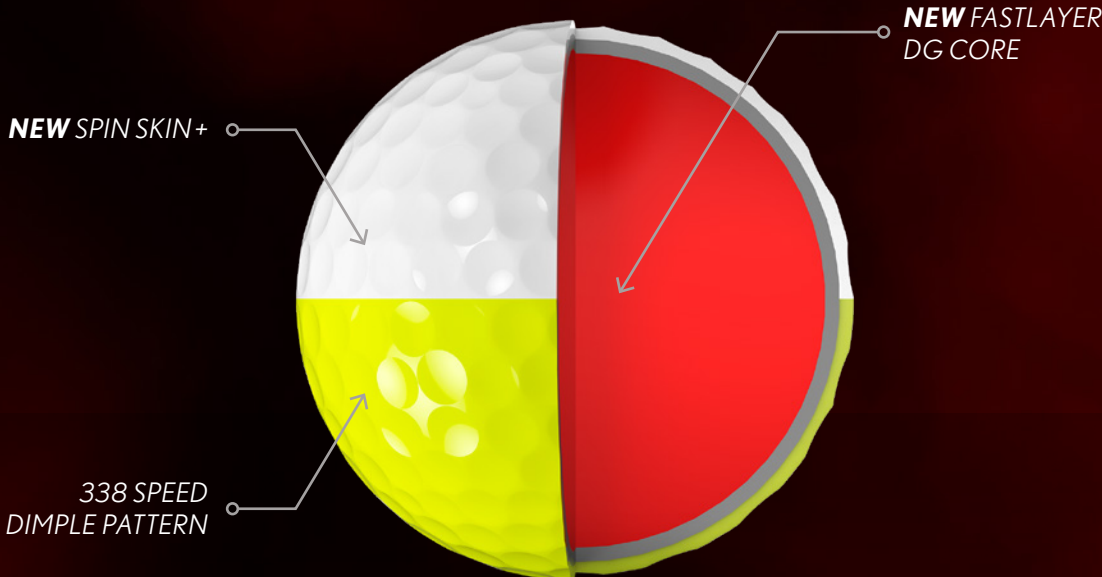
338 Speed Dimple Pattern

Less drag and more lift boosts overall distance and straighter flight, even in the toughest wind conditions.

Swing Speed: 100+ MPH
Launch: Mid-High

SPECS	
Construction	3PC
Cover Material	Urethane
Cover Thickness	0.5mm
Compression	102
Dimple Number	338

Available in both Pure White and Tour Yellow.



Q-STAR TOUR DIVIDE



The new Q-STAR TOUR DIVIDE has a 50/50 matte urethane cover with three vibrant colorways. It features all the same spin and distance performance of a classic Q-STAR TOUR, but its unique cover makes spin visible and putting alignment easier than ever.

FastLayer Core

The new FastLayer Core offers distance and soft feel without compromise due to a gradual transition from soft inner core to firm outer edge.

50/50 Matte Urethane Cover

Each DIVIDE cover is yellow on one half and red, blue, or orange on the other. This high contrast matte cover makes spin visible and putting alignment easy. Plus, it's cast from soft urethane for tour-level spin and stopping power.

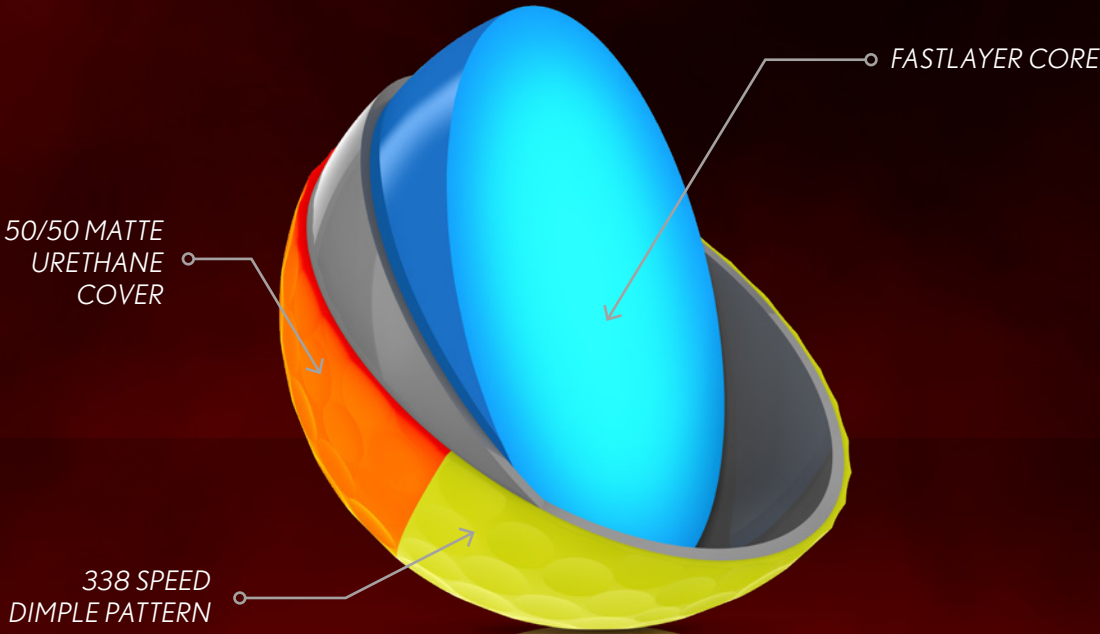
338 Speed Dimple Pattern

Providing a penetrating ball flight in any conditions, the optimal dimple design increases lift and reduces drag to maximize distance.

Swing Speed:	75+ MPH
Launch:	Mid-High
Greenside Spin:	High

SPECS	
Construction	3PC
Cover Material	Urethane
Cover Thickness	0.5mm
Compression	72
Dimple Number	338

Available in BRITE Yellow/Orange, BRITE Yellow/Red, and BRITE Yellow/Blue.



Q-STAR TOUR



The new Q-STAR TOUR is our softest ball with tour-level performance. Get tour-caliber spin and distance from its 3-piece construction and urethane cover, along with exceptionally softer feel than traditional tour balls.

FastLayer Core

The FastLayer Core offers distance and soft feel without compromise due to a gradual transition from soft inner core to firm outer edge.

Spin Skin with SeRM

A urethane coating with flexible molecular bonds digs deep into wedge and iron grooves for increased friction and maximum spin.

New Alignment Aid

New longer side stamp helps align those critical putts.

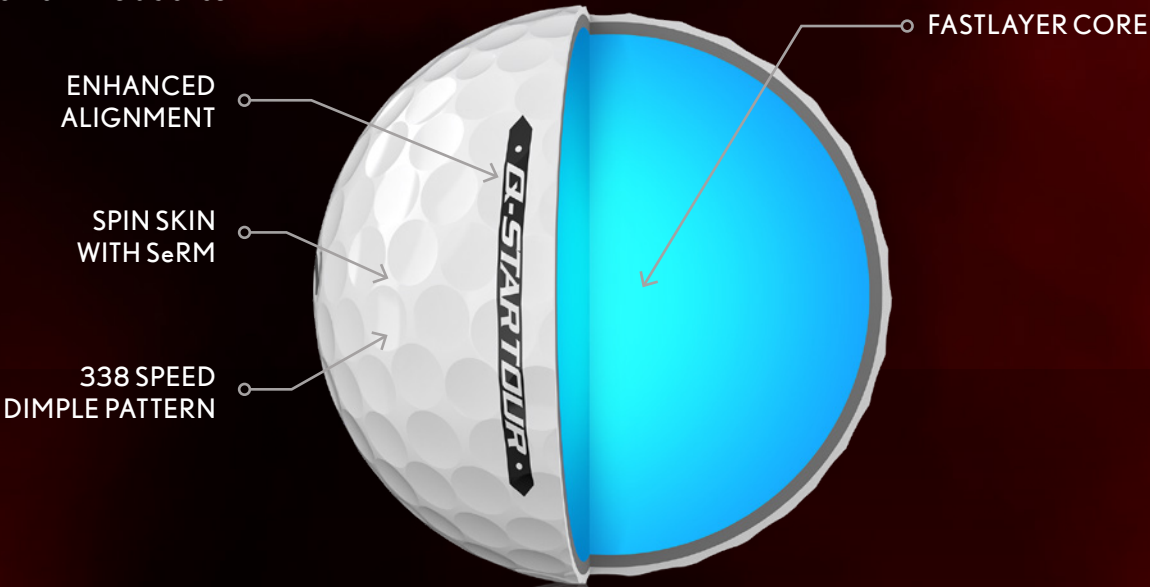
338 Speed Dimple Pattern

Providing a penetrating ball flight in all conditions, the optimal dimple design increases lift and reduces drag to maximize distance.

Swing Speed:	75+ MPH
Launch:	Mid-High
Greenside Spin:	High

SPECS	
Construction	3PC
Cover Material	Urethane
Cover Thickness	0.5mm
Compression	72
Dimple Number	338

Available in both Pure White and Tour Yellow.



Q-STAR



The Q-STAR is a premium, lower-compression golf ball that delivers superior, balanced performance for golfers who demand exceptional distance, feel and greenside control.

FastLayer Core

FastLayer delivers exceptional feel and ball speed. And new for the Sixth Generation, we have lowered the compression for superior flight on low-lofted clubs.

Spin Skin with SeRM

A coating with flexible molecular bonds digs deep into Wedge and Iron grooves, maximizing spin for more control and more stopping power.


338 Speed Dimple Pattern

Less drag and more lift boosts overall distance and accuracy, even in the toughest wind conditions.

Swing Speed:	75+ MPH
Launch:	Mid-High
Greenside Spin:	Mid-High

SPECS	
Construction	2PC
Cover Material	Ionomer
Cover Thickness	1.45mm
Compression	72
Dimple Number	338

Available in both Pure White and Tour Yellow.



FEEL MATTERS

SOFT FEEL

If feel matters most to you, play SOFT FEEL golf balls for ultimate all-around performance. With SOFT FEEL, you'll experience a solid yet comfortable impact on every swing, while our premium FastLayer Core creates impressive ball speeds for enhanced distance. Enjoy the benefits of both worlds with SOFT FEEL.



SOFT FEEL



Whether off the tee or around the greens, the SOFT FEEL lives up to its namesake. With it, you'll experience a solid yet comfortable impact on every swing, giving you more confidence as you address each shot.

FastLayer Core

With a soft center that gradually transitions to a firm outer edge, the FastLayer Core gives SOFT FEEL incredible softness and great distance off the tee.

338 Speed Dimple Pattern

To get more distance overall and better performance in the wind, Speed Dimples reduce drag at launch and increase lift during descent.


Soft, Thin Cover

Provides more greenside spin and softer feel on all pitches, chips and putts.

Swing Speed:	All
Launch:	High
Greenside Spin:	Mid

SPECS	
Construction	2PC
Cover Material	Ionomer
Cover Thickness	1.6mm
Compression	60
Dimple Number	338

Available in both Pure White and Tour Yellow.



SOFT FEEL LADY



With incredible softness off the tee or around the greens, the SOFT FEEL LADY also provides a higher launch. That increased launch angle, combined with a woman's swing, offers game-changing distance. Play with remarkable softness, added distance, and more confidence on every each shot.

FastLayer Core

With a soft center that gradually transitions to a firm outer edge, the FastLayer Core gives SOFT FEEL LADY incredible softness and great distance off the tee.

338 Speed Dimple Pattern

To get more distance overall and better performance in the wind, Speed Dimples reduce drag at launch and increase lift during descent.


Soft, Thin Cover

Provides more greenside spin and softer feel on all pitches, chips and putts.

Swing Speed:	All
Launch:	High
Greenside Spin:	Mid

SPECS	
Construction	2PC
Cover Material	Ionomer
Cover Thickness	1.4mm
Compression	58
Dimple Number	338

Available in both Soft White and Passion Pink.



SOFT FEEL BRITE



Whether off the tee or around the greens, the SOFT FEEL BRITE lives up to its namesake. With it, you'll experience a solid yet comfortable impact on every swing, giving you more confidence as you address each shot.

FastLayer Core

With a soft center that gradually transitions to a firm outer edge, the FastLayer Core gives SOFT FEEL BRITE incredible softness and great distance off the tee.

338 Speed Dimple Pattern

To get more distance overall and better performance in the wind, Speed Dimples reduce drag at launch and increase lift during descent.

Matte Visual Performance

Three Brite color options—Red, Orange, and Green—enhance visibility so it's easy to find your ball.

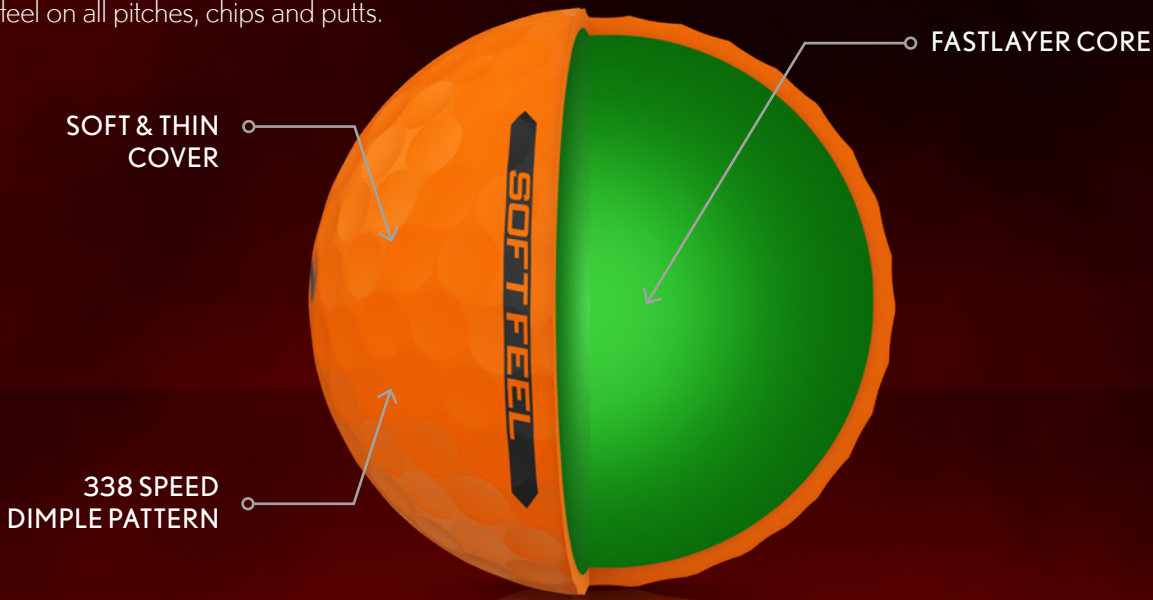
Soft, Thin Cover

Provides more greenside spin and softer feel on all pitches, chips and putts.

Swing Speed:	All
Launch:	High
Greenside Spin:	Mid

SPECS	
Construction	2PC
Cover Material	Ionomer
Cover Thickness	1.6mm
Compression	60
Dimple Number	338

Available in Brite Red, Brite Orange and Brite Green.



MARATHON



The Marathon is engineered for distance and durability. The large, highly resilient Energetic Gradient Growth core delivers extreme distance and the strong ionomer cover protects the ball for longer performance. Now available in a 15-pack.

Energetic Gradient Growth Core

Advanced core construction promotes seamless energy transfer to maximize distance and optimize ball performance on every shot.

Strong Ionomer Cover

Enhanced durability for longer performance and value.

Swing Speed:	All
Launch:	Mid-High
Greenside Spin:	Mid

SPECS	
Construction	2PC
Cover Material	Ionomer
Cover Thickness	1.8mm
Compression	98
Dimple Number	333

Available in Pure White.



MARATHON RANGE BALLS

2 PC MARATHON RANGE BALL

2 pc Marathon range ball is the softest, most durable offering we have ever engineered.

Colors: White/Yellow
Construction: 2 PC



1 PC MARATHON RANGE BALL

1 pc Marathon range ball feels soft and is three times more durable than the average offering.

Colors: White/Yellow
Construction: 1 PC



FLOATING MARATHON RANGE BALL

The Floating Marathon range ball is a durable, lightweight, low-compression 2-piece ball that floats on the water.

Color: White
Construction: 2 PC



DISTANCE COMPARISON OF PREMIUM V RANGE BALLS

Premium 2PC Ball	50yds	100yds	150yds	200yds	250yds
2PC Marathon Range Ball	98%	97%	97%	96%	95%
1PC Marathon Range Ball	94%	92%	92%	91%	90%
2PC Marathon Floater Range Ball	92%	91%	91%	90%	88%

PERSONALIZED BALLS

For all golf balls, add up to 17 characters on up to three lines. Choose any letters, numbers, typical keyboard symbols, or specialty logos.

ARIAL BOLD ALL CAPS FONT:

Size 10 font
(if 7 or fewer characters and only 1 line)

Size 7.5 font
(if more than 7 characters or more than 1 line)

COLORS:

- Black (PMS Black C)
- Blue (PMS Reflex Blue C)
- Red (PMS 186C Red; for pink balls use 200C Red)
- Green (PMS 3415C Green)
- Orange (PMS 021C Orange)
- Pink (PMS 212C Pink; for pink balls use 214C Pink)
- Purple (PMS 2602C Purple)

* Personalization cost is \$2.25 per dozen (for any quantity) except during free personalization promotions

HOLIDAYS



EMOJIS



SPECIAL OCCASION



SPORTS & GAMES



ALIGNMENT



FLAGS



MISCELLANEOUS



PERSONALIZED BALLS

To order personalized golf balls, please visit mygolfportal.com

WITHIN THE CUSTOM CLUBS MENU:

QUICK FORM	CATALOG	CUSTOM CLUBS	SALES REP ONLY
DRIVERS	DRIVERS	DRIVERS	LAUNCHER PACKS
FAIRWAYS	FAIRWAYS	FAIRWAYS	DEMO WEDGE PACKS
HYBRIDS	HYBRIDS	HYBRIDS	DEMO DRIVERS
IRONS	IRONS	UTILITY	DEMO FAIRWAYS
WEDGES	WEDGES	IRONS	DEMO HYBRIDS
PUTTERS	PUTTERS	WEDGES	DEMO UTILITY
WOMEN'S	WOMEN'S	PUTTERS	DEMO IRONS
BLOOM SET	BLOOM SET	WOMEN'S	DEMO WEDGES
JUNIOR	JUNIOR	JUNIOR'S	DEMO PUTTERS
SRIXON GOLF BALLS	SRIXON GOLF BALLS	PERSONALIZED BALLS	DEMO WOMEN'S
HEADWEAR	HEADWEAR		MISCELLANEOUS
BAGS	BAGS		LOGO BALLS
GLOVES	GLOVES		EMBROIDERY
MISCELLANEOUS	MISCELLANEOUS		LOGO WEDGES
TOWELS	TOWELS		TOURNAMENT PACKS
			TEST ITEMS - DO NOT USE

FILL OUT UP TO 3 LINES OF TEXT PLUS THE COLOR:

HOMEORDER ENTRYORDER STATUSINVOICE AND PAYMENTMY ACCOUNT

Home > ORDER > CUSTOMS > SRIXON > PERSONALIZED BALLS

Build the configuration and then click Add To Cart.

SF10-P - Soft Feel 10 - Personalized

SRIXON

Cleveland GOLF

SF10-P

*TYPE OF ORDER.....

*TEXT (LINE 1) 17 MAX, UPPER ONLY

*TEXT (LINE 2) 17 MAX, UPPER ONLY

*TEXT (LINE 3) 17 MAX, UPPER ONLY

*TEXT COLOR.....

BLACK

Quantity

1

Unit of Measure

Dozen

Validate Configuration

A full-page photograph of a male golfer with a beard, wearing a black Srixon polo shirt, black trousers, and a black Srixon baseball cap. He is captured in the middle of a golf swing, with his club high in the air and a spray of grass and dirt visible behind him. He is standing on a green golf course with a body of water and trees in the background under a bright, slightly cloudy sky.

24

SRIXON

MAJOR

POWER



ALL-NEW ZX MK II WOODS

Major Champions go farther because they put power where it counts. You'll do the same with new ZX Mk II Woods. With Rebound Frame technology, they flex twice at impact. It's a more efficient power transfer for incredible ball speed. And it's only from Srixon.



REBOUND FRAME

REBOUND FRAME ISN'T JUST SMOKE AND MIRRORS; IT'S AN ENTIRELY UNIQUE SYSTEM THAT AMPLIFIES ENERGY TRANSFER AT IMPACT. THIS NEXT-LEVEL BALL SPEED SYSTEM UTILIZES TWO FLEX ZONES, INSTEAD OF JUST ONE, TO CREATE A PURER TRANSFER OF POWER.

SELECT YOUR ZX MK II DRIVER

ZX7 MK II DRIVER

TOTAL CONTROL

Control every variable of your tee shot characteristics with a ZX7 Driver. Featuring a more compact, confidence-inspiring silhouette that delivers the complete range of clubhead adjustability—including two swappable heel and toe weights plus an adjustable hosel sleeve—ZX7 lets you easily produce the launch conditions needed for maximum workability and complex shot making.

Spin	Low
Launch	Mid
Forgiveness	Mid
Flight Bias	Straight-Fade
Workability	Mid-High
Weight Adjustment	Flight (Heel/Toe Weight)



ZX5 MK II DRIVER

TOTAL CONFIDENCE

Step up to the tee confidently with a new ZX5 Driver in hand. Featuring a larger footprint, flattened shape, and higher skirt—along with a single, adjustable, 8g rear weight placed low and deep—ZX5 combines heightened forgiveness, sharp looks, and exceptional swing feel ideal for gorgeous drives that launch straight, high, and go the distance.

Spin	Mid
Launch	High
Forgiveness	High
Flight Bias	Straight-Draw
Workability	Low
Weight Adjustment	SW (Rear Weight)



ZX5 LS MK II DRIVER


LOW SPIN PERFORMANCE

Do you naturally swing hard for every extra yard? ZX5 LS features the same large footprint and flattened shape as ZX5; but the game changer here is the forward-placed, adjustable 8g weight that keeps spin low and distance high. ZX5 LS is made for players with very aggressive swings wanting max length off the tee.

Spin	Lowest
Launch	Mid-High
Forgiveness	Mid-High
Flight Bias	Straight
Workability	Low-Mid
Weight Adjustment	SW (Front Weight)



FLIGHT CHART



SOLE WEIGHT ADJUSTABILITY GUIDE

ZX7 MK II ADJUSTABLE WEIGHTS

The ZX7 Mk II Driver is shipped in a tour-standard straight setting with an 8g weight in the heel and a 4g weight in the toe. While we recommend consulting a professional club fitter for any weight changes, you can help produce a draw by placing a heavier weight in the heel and a lighter weight in the toe. To produce a fade shape, place a heavier weight in the toe and a lighter weight in the heel. For up to 20 yards in horizontal adjustment options, purchase additional ZX Driver Weights.

ZX5 MK II ADJUSTABLE WEIGHTS

The ZX5 Mk II comes equipped with one 8g sole weight placed low and deep in the head for high-launch performance. The ZX5 LS Mk II comes equipped with one 8g sole weight placed forward for low-spin performance. To adjust swing weight, purchase any of the additional ZX Driver Weights or order as custom.

SWING WEIGHT ADJUSTMENT

2g	4g	6g	8g	10g	12g	14g
-3 Points	-2 Points	-1 Points	0 Points	+1 Points	+2 Points	+3 Points

Additional weights available for purchase.

2g (Resin)	4g (Aluminum)	6g (Titanium)	8g (Stainless)	10g (Stainless)	12g (Tungsten-Nickel)	14g (Tungsten-Nickel)

Weight kit includes 2g, 4g, 8g, 12g, 14g weights.



Universal torque wrench included

Star-shaped TORX(T25) tip



ZX5 DRIVER Mk II

Featuring a larger footprint, flattened shape, and higher skirt—along with a single, adjustable, 8g rear weight placed low and deep—ZX5 Mk II combines heightened forgiveness, sharp looks, and exceptional swing feel ideal for gorgeous drives that launch straight, high, and go the distance.

KEY INNOVATIONS:

REBOUND FRAME

Rebound Frame's Dual Flex Zones focus more energy into the golf ball at impact, creating a purer energy transfer that instantaneously increases ball speed and distance on every strike.

ADJUSTABILITY

The ZX5 Mk II comes equipped with one 8g sole weight placed low and deep in the head. An adjustable hosel also provides the opportunity to vary loft, lie, and face angle.

STAR FRAME CROWN

A complex series of ridges and latticework provides the structural integrity necessary to feature a remarkably thin titanium crown and to place discretionary mass where it best suits each ZX Mk II Driver's ideal launch and spin characteristics.

VARIABLE THICKNESS FACE

An intricate variable thickness pattern expands the high COR area across the entire clubface. These unique ridges enhance high COR from heel to toe by improving how energy reflects into the ball on off-center shots.



SPEC					
LOFT	LENGTH	LIE	HEAD SIZE	SW	HAND
9.5°	45.25"	58.5°	460cc	D3(R,S,X)	RH/LH
10.5°	45.25"	58.5°	460cc	D2(A), D3(R,S)	RH/LH

SHAFT: Project X HZRDUS Smoke Red RDX 50/60

PROJECT X HZRDUS SMOKE RED RDX				
TIP DIAMETER	WEIGHT	LAUNCH	SPIN	FLEX
0.335"	50g 60g	Mid	Mid	50: 5.0-A 60: 5.5-R, 6.0-S, 6.5-X

GRIP: Golf Pride Tour Velvet 360

INTERNAL DIAMETER	WEIGHT
58 Round	52g



ZX5 LS DRIVER Mk II

ZX5 LS Mk II features the same large footprint and flattened shape as ZX5 Mk II; but the game changer here is the forward-placed, adjustable 8g weight that keeps spin low and distance high. ZX5 LS Mk II is made for players with very aggressive swings wanting max length off the tee plus a high level of workability.

KEY INNOVATIONS:

REBOUND FRAME

Rebound Frame's Dual Flex Zones focus more energy into the golf ball at impact, creating a purer energy transfer that instantaneously increases ball speed and distance on every strike.

ADJUSTABILITY

The ZX5 LS Mk II comes equipped with one 8g sole weight placed forward in the head. An adjustable hosel also provides variation in loft, lie, and face angle.

STAR FRAME CROWN

A complex series of ridges and latticework provides the structural integrity necessary to feature a remarkably thin titanium crown and to place discretionary mass where it best suits each ZX5 Mk II Driver's ideal launch and spin characteristics.

VARIABLE THICKNESS FACE

An intricate variable thickness pattern expands the high COR area across the entire clubface. These unique ridges enhance high COR from heel to toe by improving how energy reflects into the ball on off-center shots.



SPEC					
LOFT	LENGTH	LIE	HEAD SIZE	SW	HAND
8.5°	45.25"	58.5°	460cc	D3(S), D4(X)	RH
9.5°	45.25"	58.5°	460cc	D3(S), D4(X)	RH
10.5°	45.25"	58.5°	460cc	D3(R,S)	RH

SHAFT: Project X HZRDUS Black (2022) 60/70

PROJECT X HZRDUS				
TIP DIAMETER	WEIGHT	LAUNCH	SPIN	FLEX
0.335"	62g 71g	Low	Low	60: 5.5-R, 6.0-S 70: 6.5-X

GRIP: Golf Pride Tour Velvet 360

INTERNAL DIAMETER	WEIGHT
58 Round	52g



ZX7 DRIVER

Featuring a more compact, confidence-inspiring silhouette that delivers the complete range of clubhead adjustability—including two swappable heel and toe weights plus an adjustable hosel sleeve—ZX7 Mk II lets you easily produce the launch conditions needed for maximum workability and complex shot making.

KEY INNOVATIONS:

REBOUND FRAME

Rebound Frame's Dual Flex Zones focus more energy into the golf ball at impact, creating a purer energy transfer that instantaneously increases ball speed and distance on every strike.

ADJUSTABILITY

Two weight port locations allow you to adjust swing weight and Center of Gravity to favor a draw or fade shape. An adjustable hosel also provides the opportunity to vary loft, lie, and face angle.

STAR FRAME CROWN

A complex series of ridges and latticework provides the structural integrity necessary to feature a remarkably thin titanium crown and to place discretionary mass where it best suits each ZX Mk II Driver's ideal launch and spin characteristics.

VARIABLE THICKNESS FACE

An intricate variable thickness pattern expands the high COR area across the entire clubface. These unique ridges enhance high COR from heel to toe by improving how energy reflects into the ball on off-center shots.



SPEC					
LOFT	LENGTH	LIE	HEAD SIZE	SW	HAND
9.5°	45.25"	58.5°	460cc	D3(R,S), D4(X)	RH/LH
10.5°	45.25"	58.5°	460cc	D3(R,S)	RH/LH

SHAFT: Project X HZRDUS Black (2022) 60/70

HZRDUS				
TIP DIAMETER	WEIGHT	LAUNCH	SPIN	FLEX
0.335"	62g 71g	Low	Low	60: 5.5-R, 6.0-S 70: 6.5-X

GRIP: Golf Pride Tour Velvet 360

INTERNAL DIAMETER	WEIGHT
58 Round	52g



ZX FAIRWAY

Long game versatility is critical. ZX Mk II Fairway Woods carry as much power off the deck as they do off a tee, giving you ball speed and great distance wherever you need it.

KEY INNOVATIONS:

REBOUND FRAME

Rebound Frame's Dual Flex Zones focus more energy into the golf ball at impact, creating a purer energy transfer that instantaneously increases ball speed and distance on every strike.

CANNON SOLE

A dynamic, floating weight pad moves the weight right where you want it without reducing COR, optimizing launch while also allowing space for improved face flex and ball speed. Especially helpful for shots struck low.

CARBON CROWN

The 3-Wood and 3+-Wood use a strong but lightweight carbon crown instead of a metal crown, repositioning mass low and maximizing COR as well as pushing MOI up for increased forgiveness on every shot.



SPEC					
HEAD	LOFT	LENGTH	LIE	SW	HAND
3+	13.5°	43"	57°	D3(S,X)	RH
3	15°	43"	57°	D2(A), D3(R,S,X)	RH/LH
5	18°	42.5"	57.5°	D2(A), D3(R,S,X)	RH/LH
7	21°	42"	58°	D2(A), D3(R,S)	RH

SHAFT: Project X HZRDUS Smoke Red RDX 50/60

HZRDUS				
TIP DIAMETER	WEIGHT	LAUNCH	SPIN	FLEX
0.335"	50g 60g	Mid	Mid	50: 5.0-A 60: 5.5-R, 6.0-S, 6.5-X

GRIP: Golf Pride Tour Velvet 360

INTERNAL DIAMETER	WEIGHT
58 Round	52g



ZX HYBRID
Mk II

Compact, powerful, and incredibly reliable. These new-look ZX Mk II Hybrids inspire confidence, strike clean, and keep you in the game.

KEY INNOVATIONS:

REBOUND FRAME

Rebound Frame's Dual Flex Zones focus more energy into the golf ball at impact, creating a purer energy transfer that instantaneously increases ball speed and distance on every strike.

DEEPER CG

New shaping allowed us to position more mass deeper in the clubhead, raising launch for higher, longer shots. And a new face radius—spanning from the leading edge to the crown—provides more consistent spin on shots struck high or low, giving you more dependable distance from shot to shot.

SLEEK SHAPE

Built on input from our professional staff, these ZX Mk II Hybrids have an appealing footprint, neutral face angle, and squared-off toe. It's a Hybrid designed to suit a skilled player's eye and inspire confidence as you address your most challenging shots.

SPEC					
HEAD	LOFT	LENGTH	LIE	SW	HAND
2	17°	40.75"	57°	D3	RH
3	19°	40.25"	57.5°	D3	RH/LH
4	22°	39.75"	58°	D3	RH/LH
5	25°	39.25"	58.5°	D3	RH
6	28°	38.75"	59°	D3	RH

SHAFT: Project X HZRDUS Smoke Red RDX Hyb 70/80

TIP DIAMETER	WEIGHT	LAUNCH	SPIN	FLEX
0.335"	70 - 71g 79 - 81g	Mid	Mid	70: 5.0-A, 5.5-R 80: 6.0-S, 6.5-X

GRIP: Golf Pride Tour Velvet 360

INTERNAL DIAMETER	WEIGHT
58 Round	52g





CUSTOMIZE YOUR ZX WOODS SHAFTS



Match your personal swing with a premium Woods shaft to maximize preferred ball flight and distance. Many shafts are offered at no additional charge.

Aldila Rogue Silver 110 MSI 2nd Gen	LAUNCH: Mid-Low	SPIN: Mid-Low
Aldila Ascent Ultralight	LAUNCH: High	SPIN: Mid-High
Fujikura Ventus Blue (Non-Velocore)	LAUNCH: Mid	SPIN: Low
MCA 2022 Tensei AV Blue	LAUNCH: Mid	SPIN: Mid
MCA 2022 Tensei AV White	LAUNCH: Low	SPIN: Low
Project X HZRDUS Smoke Blue RDX	LAUNCH: Low	SPIN: Low
UST Mamiya Helium Nanocore	LAUNCH: High	SPIN: High

For the complete list of available shafts, please visit [Srixon.com](https://www.srixon.com)

FEATURED GRIP UPGRADES

GOLF PRIDE

GRIP MODEL	SIZE
Tour Velvet 360	STD, MID, JUM
Tour Velvet Plus 4	STD, MID
Tour Velvet Align	STD, MID
Tour Velvet Full Cord .58	STD, MID
CP2 Wrap	STD, MID, JUM
CP2 Pro	STD, MID
Tour Wrap Microsuede	Undersize

GRIP MODEL	SIZE
MCC Plus 4 Align	STD, MID
MCC Plus 4	STD, MID, JUM (Gray)
MCC Align	STD, MID
MCC	STD, MID, JUM (Gray)
Z Cord	STD, MID

LAMKIN

GRIP MODEL	SIZE
Crossline	STD, MID
Sonar+	STD, MID
UTX	STD, MID
St+2 Hyb	STD, MID

WINN

GRIP MODEL	SIZE
Dri-Tac	STD, MID
Dri-Tac Lite	STD, MID, JUM (Gray)
Excel	STD, MID, JUM

JUMBOMAX

GRIP MODEL	SIZE
JMX Ultralite XL	JUM
JMX Ultralight M	JUM

Offerings may vary depending on inventory.

SRIXON

FAST

ZX5 IRONS WITH MAINFRAME

HAVE MILLED CHANNELS BEHIND THE FACE THAT
MAXIMIZE FLEX FOR MORE BALL SPEED AND DISTANCE

AND

PURE


ZX7 IRONS WITH PUREFRAME

HAVE A FORGED STEEL RIDGE THAT REDUCES
VIBRATION FOR SOFT YET SOLID FEEL

ALL-NEW ZX MK II IRONS

Play Irons that are fast and pure. Get forged feel enhanced by PureFrame in the ZX7 Mk II Irons. Or get boosted ball speed heightened by MainFrame in the ZX5 Mk II Irons. Choose the model that suits your game, or play a combination of both, and carve up the course with great feel, or powerful distance, in every shot.





MAINFRAME

OUR ENGINEERS SET THE PARAMETERS; OUR COMPUTERS METICULOUSLY ANALYZED THE SIMULATIONS. TOGETHER, WE BUILT MAINFRAME—A ONE-OF-A-KIND IRON FACE THAT MAXIMIZES COR FOR ENHANCED VELOCITY ON EVERY SHOT.



PUREFRAME

A PLAYER'S IRON IS ONLY AS GOOD AS ITS FEEL AT IMPACT.
AND THE GAME'S BEST DEMAND THE BEST: A SOFT STRIKE WITH
GOOD FEEDBACK. PUREFRAME DELIVERS BY ENHANCING FEEL
AT IMPACT FOR PRO-LEVEL PERFORMANCE.



TOUR V.T. SOLE

QUICKLY GETTING IN AND OUT OF THE TURF HELPS ENSURE A
CLEANER STRIKE AND ENHANCE WORKABILITY.

SRIXON'S UNIQUE TOUR V.T. SOLE TAKES TURF INTERACTION TO A
WHOLE NEW LEVEL OF DETAIL WITH A PROPRIETARY COMBINATION OF
SOLE WIDTHS, BOUNCE ANGLES, AND NOTCHES. THIS TECHNOLOGY
ENCOURAGES A SMOOTH GLIDE THROUGH FAIRWAY, ROUGH AND
SAND TO STRIKE THE BALL SOLIDLY WITHOUT LOSING SPEED. EVEN IF
YOU CONTACT THE TURF SLIGHTLY BEHIND THE BALL.

COMPARE IRON PERFORMANCE

To select the Iron set that suits your game best, consider your current handicap plus your golf performance goals, then use the info below to choose the ZX Mk II Irons that are right for you.



ZX7 IRONS
PLAYERS

Tour-preferred look, workability, and compact shape

Handicap	Low
Forgiveness	Low-Mid
Trajectory	Mid
Workability	High
Distance	Mid



ZX5 IRONS
PLAYERS DISTANCE

Added ball speed and the right amount of forgiveness

Handicap	Low-Mid
Forgiveness	Mid-High
Trajectory	Mid-High
Workability	Mid-High
Distance	Mid-Long



ZX4 IRONS
GAME IMPROVEMENT

Hollow for max forgiveness with great looks


Handicap	Mid-High
Forgiveness	High
Trajectory	Mid
Workability	Low-Mid
Distance	Long



ZX UTILITY
UTILITY

More forgiving long Iron shots with higher launch

Handicap	Low-Mid
Forgiveness	High
Trajectory	High
Workability	Mid
Distance	Long



Based on 4i loft.

■ ZX7 ■ ZX5 ■ ZX4 ■ ZX UTILITY

ZX7 IRONS

KEY INNOVATIONS:

PUREFRAME

Forged into ZX7 Mk II as an 80% thicker portion of 1020 Carbon Steel, PureFrame is strategically placed right where you strike the ball, delivering an enhanced impact feel for pro-level performance.

PLAYERS IRON SHAPES

Tour-level and low-handicap golfers prefer the thin topline, narrow sole, short blade, and minimal offset of ZX7 Mk II. These compact players Irons feature a muscle-back cavity for maximum workability and a razor-sharp look at address.



PROGRESSIVE GROOVES

The 3i-7i feature wide grooves, ideal for longer shots in all conditions. The 8i-AW have deeper, closer set grooves which cut through grass and debris to enhance spin on approach shots. Laser milling between each groove, on every loft, enhances friction in all conditions.

TOUR V.T. SOLE

Tour V.T. Sole takes turf interaction to a whole new level of detail with a proprietary combination of sole widths, bounce angles, and notches that encourages a smooth glide through fairway, rough and sand to strike the ball solidly without losing speed.

Material: Forged 1020 Carbon Steel

STEEL SHAFT: N.S. PRO Modus3 Tour 120

TIP DIAMETER	WEIGHT	LAUNCH	FLEX*
0.355"	114g	Low-Mid	S

*X flex available as custom

GRIP: Golf Pride Tour Velvet 360

INTERNAL DIAMETER	WEIGHT
58 Round	52g

SPEC						
HEAD	LOFT	LIE	OFFSET (mm)	LENGTH	SW	HAND
3	20°	60°	3.5	39"	D3	RH/LH
4	22°	60.5°	3.3	38.5"	D3	RH/LH
5	25°	61°	3.2	38"	D3	RH/LH
6	28°	61.5°	3.0	37.5"	D3	RH/LH
7	32°	62°	2.8	37"	D3	RH/LH
8	36°	62.5°	2.4	36.5"	D3	RH/LH
9	41°	63°	2.0	36"	D3	RH/LH
PW	46°	63.5°	1.7	35.5"	D3	RH/LH
AW	51°	63.5°	1.4	35.5"	D4	RH

ZX5 IRONS

KEY INNOVATIONS:

MAINFRAME

MainFrame is a variable thickness pattern of grooves, channels, and cavities carefully milled into the backside of the Iron face that maximizes flex at impact.

PLAYERS DISTANCE IRON SHAPES

A slightly wider sole with moderate blade length and offset help ZX5 Mk II cavity back Irons give attuned golfers enhanced distance, forgiveness, and workability while displaying a clean look at address.

ZX5 Mk II is the perfect union of razor-sharp looks, power, and playability—combining a premium forged feel, advanced ball speed, and distance technology.

PROGRESSIVE GROOVES

The 3i-7i feature wide grooves, ideal for longer shots in all conditions. The 8i-AW have deeper, closer set grooves which cut through grass and debris to enhance spin on approach shots. Laser milling between each groove, on every loft, enhances friction in all conditions.

TOUR V.T. SOLE

Tour V.T. Sole takes turf interaction to a whole new level of detail with a proprietary combination of sole widths, bounce angles, and notches that encourages a smooth glide through fairway, rough and sand to strike the ball solidly without losing speed.

Face Material: Forged SUP10 Steel

Body Material: Forged 1020 Carbon Steel

STEEL SHAFT: KBS Tour Lite

TIP DIAMETER	WEIGHT	LAUNCH	FLEX
0.355"	94g 100g	High	R S

GRAPHITE SHAFT: UST Mamiya Recoil Dart 65/75

TIP DIAMETER	WEIGHT	LAUNCH	FLEX
0.355"	61g(F2), 64g(F3), 78g(F4)	High	F2-A, F3-R, F4-S

GRIP: Golf Pride Tour Velvet 360

INTERNAL DIAMETER	WEIGHT
58 Round	52g

SPEC									
HEAD	LOFT	LIE	OFFSET (mm)	LENGTH	STEEL SW	GRAPHITE SW			
					KBS	A Flex	R Flex	S Flex	HAND
3*	20°	60°	4.2	39"	D1	C8	C9	D0	RH/LH
4	22°	60.5°	4.0	38.5"	D1	C8	C9	D0	RH/LH
5	24°	61°	3.8	38"	D1	C8	C9	D0	RH/LH
6	27°	61.5°	3.5	37.5"	D1	C8	C9	D0	RH/LH
7	31°	62°	3.2	37"	D1	C8	C9	D0	RH/LH
8	35°	62.5°	3.0	36.5"	D1	C8	C9	D0	RH/LH
9	39°	63°	2.7	36"	D1	C8	C9	D0	RH/LH
PW	44°	63.5°	2.3	35.5"	D1	C8	C9	D0	RH/LH
AW	50°	63.5°	1.9	35.5"	D2	C9	D0	D1	RH

*Available as Custom Only

ZX4 IRONS

ZX4 Mk II presents a sleek, narrow look at address, plus a premium forged feel. But behind that clean aesthetic is maximum forgiveness plus powerful distance, all thanks to its hollow head design and extra-strong lofts.

KEY INNOVATIONS:

MAINFRAME

MainFrame is a variable thickness pattern of grooves, channels, and cavities carefully milled into the backside of the Iron face that maximizes flex at impact.

HOLLOW IRON SHAPES

Moderate sole width, our longest blade length, and our highest offset maximize the forgiveness of ZX4 Mk II hollow Irons while still offering an appealing look at address.



GRIP: Golf Pride Tour Velvet 360

INTERNAL DIAMETER	WEIGHT
58 Round	52g

SPEC							
HEAD	LOFT	LIE	OFFSET (mm)	LENGTH	STEEL SW	GRAPHITE SW	HAND
4	21°	60.5°	4.3	38.5"	D2	C9	RH/LH
5	23°	61°	4.0	38"	D2	C9	RH/LH
6	25.5°	61.5°	3.7	37.5"	D2	C9	RH/LH
7	28.5°	62°	3.4	37"	D2	C9	RH/LH
8	33°	62.5°	3.2	36.5"	D2	C9	RH/LH
9	38°	63°	2.9	36"	D2	C9	RH/LH
PW	43°	63.5°	2.6	35.5"	D2	C9	RH/LH
AW	49°	63.5°	2.3	35.5"	D3	D0	RH

PROGRESSIVE GROOVES

The 4i-7i feature wide grooves, ideal for longer shots in all conditions. The 8i-AW have deeper, closer set grooves which cut through grass and debris to enhance spin on approach shots. Laser milling between each groove, on every loft, enhances friction in all conditions.

TOUR V.T. SOLE

Tour V.T. Sole takes turf interaction to a whole new level of detail with a proprietary combination of sole widths, bounce angles, and notches that encourages a smooth glide through fairway, rough and sand to strike the ball solidly without losing speed.

Face Material: Forged HT1770M Steel
Body Material: 431 Steel

STEEL SHAFT: KBS Tour Lite

TIP DIAMETER	WEIGHT	LAUNCH	FLEX
0.355"	94g 100g	High	R S

GRAPHITE SHAFT: UST Mamiya Recoil Dart 65

TIP DIAMETER	WEIGHT	LAUNCH	FLEX
0.355"	61g 64g	High	F2-A F3-R

ZX UTILITY

ZX Mk II Utility replacement long Irons offer every player—even tour pros—more long-game power, control, and forgiveness in a blade-like design with minimal offset and narrow toplines.

KEY INNOVATIONS:

MAINFRAME

MainFrame is a variable thickness pattern of grooves, channels, and cavities carefully milled into the backside of the Iron face that maximizes flex at impact.

UTILITY IRON SHAPES

Our widest soles, combined with minimal offset and an appealing look at address, makes our forgiving, hollow, ZX Mk II Utility long Irons professional favorites.



FORGED MULTI-PIECE CONSTRUCTION

ZX Utility's forged SUP10 faces are strong yet light—increasing face-flex at impact for enhanced speed and distance—while a forged 1020 Carbon Steel body absorbs vibrations for a softer feel.

SOLE NOTCHES

Sole notches on the heel and toe sides lessen drag by reducing the amount of surface area that contacts the ground. Ultimately, they provide better clubhead speed through turf and improve shot versatility without sacrificing forgiveness.

Face Material: Forged SUP10 Steel
Body Material: Forged 1020 Carbon Steel

GRAPHITE SHAFT: UST Mamiya Recoil Dart 90

TIP DIAMETER	WEIGHT	LAUNCH	FLEX
0.355"	90g	Mid	F3-R, F4-S, F5-X

GRIP: Golf Pride Tour Velvet 360

INTERNAL DIAMETER	WEIGHT
58 Round	52g

SPEC						
HEAD	LOFT	LIE	OFFSET (mm)	LENGTH*	SW	HAND
2	18°	60°	3.5	40"	D2	RH/LH
3	20°	60°	3.5	39.5"	D2	RH/LH
4	23°	60.5°	3.5	39"	D2	RH/LH

*Custom steel built 0.5" shorter

ZX MK II COMBINATION SET GUIDE

Every ZX Mk II model was carefully designed with the whole ZX Series in mind, so you can play your best by selecting one of our acclaimed Combination Sets. Of course, each ZX Iron model delivers a specific performance profile—featuring differing degrees of workability, launch height, and forgiveness—but they all share familial shapes, traits, and the same topline width, making for seamless mixtures.

Dial in your long and short Irons by blending the models that fit your swing, your strike, and your playstyle. Ultimately, you'll enjoy better golf and lower scores by outfitting your bag in the full spectrum of Srixon's equipment and technologies.

ZX5 + ZX7 ZERO COMPROMISES

The best of both worlds. The ZX5 + ZX7 set is an uncompromising combination of distance in your long Irons and workability in your short Irons.

Ordered as custom, suggested sets are 4i-6i or 4i-7i in ZX5, and 7i-PW or 8i-PW in ZX7. Other combinations are also available.



ZX UTILITY + ZX7 TOUR PREFERRED

This combo set is the most popular with our professional tour staff due to its extremely forgiving long Irons and highly workable short Irons.

ZX Utilities are available in 2i-4i and usually selected by players seeking more forgiveness over traditional long Irons.



ZX4 + ZX5 MAX FORGIVENESS

More forgiveness to help score your best. This combo set of cavity back short and hollow long Irons is perfect if you prefer to attack the pin head-on.

Ordered as custom, suggested sets are 4i-6i or 4i-7i in ZX4, and 7i-PW or 8i-PW in ZX5. Other combinations are also available.



CUSTOM PAINTFILL

A brand-new, customizable option available for Srixon ZX Mk II Irons, now you can personalize any Iron set and Utility Irons. Choose from 20 paintfill colors and three Color Group areas.



FEATURED SHAFT UPGRADES

Visit your local fitting specialist or simply choose your favorites from our extensive catalog of up-charge and no up-charge shafts and grips.

Aerotech SteelFiber i70cw	LAUNCH: Mid-High	SPIN: Mid
Aerotech SteelFiber i95cw	LAUNCH: Low-Mid	SPIN: Mid
KBS MAX 55/65	LAUNCH: High	SPIN: High
KBS Tour C-Taper	LAUNCH: Low	SPIN: Low
KBS Tour C-Taper LITE	LAUNCH: Mid-High	SPIN: Mid
KBS S-Taper	LAUNCH: Mid	SPIN: Low
Nippon N.S. PRO Modus3 Tour 105	LAUNCH: Mid	SPIN: Mid
True Temper Dynamic Gold S300	LAUNCH: Low	SPIN: Low
True Temper Dynamic Gold Tour Issue	LAUNCH: Low	SPIN: Low
Project X	LAUNCH: Low	SPIN: Low
Project X LZ	LAUNCH: Mid	SPIN: Mid
UST Mamiya Recoil 760/780 ES SmacWrap	LAUNCH: Mid-High	SPIN: Mid-High

FEATURED GRIP UPGRADES

GOLF PRIDE

GRIP MODEL	SIZE
Tour Velvet 360	STD, MID, JUM
Tour Velvet Plus 4	STD, MID
Tour Velvet Align	STD, MID
Tour Velvet Full Cord .58	STD, MID
CP2 Wrap	STD, MID, JUM
CP2 Pro	STD, MID
Tour Wrap Microsuede	Undersize

GRIP MODEL	SIZE
MCC Plus 4 Align	STD, MID
MCC Plus 4	STD, MID, JUM (Gray)
MCC Align	STD, MID
MCC	STD, MID, JUM (Gray)
Z Cord	STD, MID

LAMKIN

GRIP MODEL	SIZE
Crossline	STD, MID
Sonar+	STD, MID
UTX	STD, MID
St+2 Hyb	STD, MID

WINN

GRIP MODEL	SIZE
Dri-Tac	STD, MID
Dri-Tac Lite	STD, MID, JUM (Gray)
Excel	STD, MID, JUM

JUMBOMAX

GRIP MODEL	SIZE
JMX Ultralite XL	JUM
JMX Ultralight M	JUM

Offerings may vary depending on inventory.

WOMEN'S ZX SERIES

NEW

Each Women's ZX Mk II Driver, Fairway Wood, Hybrid, and Iron is customized to fit a woman's swing. Shaft stiffness and flex profiles are designed specifically for your game. Plus, they're shorter, to better accommodate your swing plane. The grips on each club are also upgraded to Winn Dri-Tac Ladies grip.

GRIP: Winn Dri-Tac Ladies

CORE	WEIGHT
59 Round	35g



WOMEN'S ZX5 IRONS



SPEC:

HEAD	LOFT	LIE	LENGTH	HAND
5	24°	61°	37.25"	RH
6	27°	61.5°	36.75"	RH
7	31°	62°	36.25"	RH
8	35°	62.5°	35.75"	RH
9	39°	63°	35.25"	RH
PW	44°	63.5°	34.75"	RH
AW	50°	63.5°	34.5"	RH



SHAFT: Project X Cypher Irons Ladies

WEIGHT (g)	LAUNCH	SPIN	FLEX
47.5 (L)	High	High	4.0-L



WOMEN'S ZX4 IRONS



SPEC:

HEAD	LOFT	LIE	LENGTH	HAND
5	23°	61°	37.25"	RH
6	25.5°	61.5°	36.75"	RH
7	28.5°	62°	36.25"	RH
8	33°	62.5°	35.75"	RH
9	38°	63°	35.25"	RH
PW	43°	63.5°	34.75"	RH
AW	49°	63.5°	34.5"	RH



SHAFT: Project X Cypher Irons Ladies

WEIGHT (g)	LAUNCH	SPIN	FLEX
47.5 (L)	High	High	4.0-L



WOMEN'S ZX5 DRIVER



SPEC:

LOFT	LENGTH	LIE ANGLE	HEAD SIZE	HAND
10.5°	44.25"	59°	460cc	RH



SHAFT: Project X Cypher 40 Ladies

WEIGHT (g)	LAUNCH	SPIN	FLEX
50.5 (L)	High	High	4.0-L



WOMEN'S ZX FAIRWAY



SPEC:

MODEL	LOFT	LENGTH	LIE ANGLE	HAND
3	15°	42.0"	57°	RH
5	18°	41.5"	57.5°	RH
7	21°	41.0"	58°	RH



SHAFT: Project X Cypher 55 Ladies

WEIGHT (g)	LAUNCH	SPIN	FLEX
50.5 (L)	Mid-High	Mid-High	4.0-L



WOMEN'S ZX HYBRID




SPEC:

MODEL	LOFT	LENGTH	LIE ANGLE	HAND
4	22°	38.75"	58°	RH
5	25°	38.25"	58.5°	RH
6	28°	37.75"	59°	RH



SHAFT: Project X Cypher Hybrid Ladies

WEIGHT (g)	LAUNCH	SPIN	FLEX
52 (L)	Mid-High	Mid-High	4.0-L



GOLF BAGS

TOUR STAFF BAG

The Srixon Tour Staff bag, as seen on Tour.

- 9.5" 5-way top
- 7 Zippered pockets
- Insulated cooler pocket
- Waterproof zippers for all except zip off panel
- Integrated umbrella sleeve
- Detachable belly panel for customization
- Shoulder strap with Cleveland Golf logo
- Ergonomic rubber foot base
- Weight 12.5 lbs



PREMIUM CART BAG

Optimized for accessibility and convenience, the Premium Cart Bag offers storage and organization in a lightweight design.

- 14-way top with full length dividers
- 11 storage pockets including a waterproof valuables pocket and insulated cooler pocket
- Hook and loop glove holder
- Cart strap pass-through
- Weight: 5.5 lbs

Colors: Blue/Black, Blue/Grey, Grey/Black, Red/Black



PREMIUM STAND BAG

With a modern bold design, the Premium Stand Bag offers comfort-padded shoulder straps and plenty of storage for those who prefer to walk or ride.

- 6-way top
- 7 storage pockets including an insulated cooler pocket and waterproof valuables pocket.
- Weight: 5.5 lbs

Colors: Black, Blue/Black, Blue/Grey, Grey/Black, Red/Black



ULTRA LIGHT STAND BAG

At less than 3.5 lbs, the Ultra Light Stand Bag is sleek, comfortable and specifically designed for those who prefer to walk the course.

- 8" 6-way top
- Comfort mesh hip pad
- Insulated cooler pockets
- 5 easy access pockets
- Detachable ball pocket for customization
- High strength carbon fiber print legs
- Weight: 3.48 lbs

Colors: Grey/Orange-Red, Grey/Lime, Grey/Blue



HEADWEAR

SRIXON TOUR PANEL COLLECTION

- Oversize Tour-style TPU logo
- 6-panel structured construction with performance polyester and a moisture-wicking sweatband to keep you cool on the course.



Colors: White, Navy, Black

*Available January 2023

SRIXON LIFESTYLE COLLECTION

- Small Tonal TPU Logo
- 6-panel structured construction with performance polyester and a moisture-wicking sweatband to keep you cool on the course.



Colors: White, Navy, Black, Grey

*Available January 2023

SRIXON LIMITED EDITION COLLECTION

HAWAII COLLECTION

- Limited edition Hawaii Collection, inspired by beautiful hibiscus flowers.
- 6-panel structured construction with performance polyester and a moisture-wicking sweatband to keep you cool on the course.



Colors: White, Navy, Black, Pink

*Available January 2023

USA PATCH COLLECTION

- Limited edition USA Patch Collection, inspired by the red, white, and blue.
- 6-panel structured construction with performance polyester and a moisture-wicking sweatband to keep you cool on the course.



Colors: White, Navy, Red

*Available June 2023

HB COLLECTION

- Limited edition HB Collection, inspired by summer golf.
- 6-panel structured construction with performance polyester and a moisture-wicking sweatband to keep you cool on the course.



Colors: Navy, Orange/Navy, Yellow

*Available January 2023

SUNSET COLLECTION

- Limited edition Sunset Collection, inspired by summer golf.
- 6-panel structured construction with performance polyester and a moisture-wicking sweatband to keep you cool on the course.



Colors: Grey, White, Navy

*Available July 2023

CAMO COLLECTION

- Limited edition Camo Collection.
- 6-panel structured construction with performance polyester and a moisture-wicking sweatband to keep you cool on the course.



Colors: Tan Camo, Winter Camo, Dark Camo

*Available May 2023

HEADWEAR

SRIXON AUTHENTIC UNSTRUCTURED CAP

- Relaxed, lightweight construction
 - Performance polyester
 - Moisture-wicking sweatband
 - Slider buckle adjustable strap
- Colors:** Black/Black, Black/White, Grey/Navy, Light Blue/Navy, Navy/Orange, Navy/White, White/Black, White/Dark Red, White/Navy



SRIXON TOUR ORIGINAL TRUCKER

- Structured fit with snapback closure
 - Tech polyester front
 - Moisture-wicking sweatband
 - Nylon mesh back
- Colors:** Black/Grey, Black/White, Grey/White, Navy/White, White/Red, White/Navy



SRIXON PERFORMANCE VISOR

- Classic high crown design
- Lightweight, performance polyester
- Breathable, moisture-wicking fabric
- Adjustable backstrap with polished buckle closure



Colors: Black, White

SRIXON DAD HAT

- Embroidered Srixon logo
- Cotton twill
- Nickel chrome adjustable clasp
- Unstructured fit



Colors: Black, White

SRIXON AUTHENTIC STRUCTURED CAP

- Structured, lightweight construction
 - Performance polyester
 - Moisture-wicking sweatband
 - Slider buckle adjustable strap
- Colors:** Black/White, Black/Lt Grey, Grey/Red, Maroon/White, Navy/White, Royal/White, White/Black, White/Green, White/Navy



SRIXON TOUR ORIGINAL CAP

- Classic structured profile
 - Performance polyester
 - Moisture-wicking fabric and sweatband
 - Slider buckle adjustable strap
- Colors:** Black, Electric Blue, Red, White/Grey, White/Electric Blue, White/Red



BUCKET HAT

- Breathable Stretch Material
- Adjustable Closure
- Removable Chin Strap



Color: White

BEANIE

- Heather acrylic with fleece lining

Color: Black
Size: One size fits most



GLOVES & ACCESSORIES

SRIXON CABRETTA GLOVE

- Lycra insert positioned across the knuckles
- Tour quality cabretta leather for ideal fit and feel
- Provides flexibility and added comfort

Color: White
Sizes:
MLH Regular: S, M, ML, L, XL, XXL
MLH Cadet: S, M, ML, L, XL
MRH Regular: S, M, ML, L, XL
LLH: S, M, L
LRH: S, M, L



SRIXON ALL WEATHER GLOVE

- Quality synthetic and cabretta leather hybrid
- Synthetic leather with lycra fingers for more durability
- Soft feel from a natural leather palm and thumb
- Adjustable ergonomic tab for precise fit and comfort

Color: White w/black
Sizes:
MLH: S, M, ML, L, XL
RH: S, M, ML, L, XL
MLH Cadet: S, M, ML, L, XL
LLH: S, M, L
LRH: S, M, L



SRIXON RAIN GLOVE

- Essential in wet and cold conditions
- Tour-proven microfiber suede palm provides added grip
- Quick-dry knit material assures optimum breathability and flexibility

Color: Black
Sizes: Men's Pair (RH and LH); S, M, ML, L, XL



SRIXON WINTER MITTEN

- Soft fleece lining
- Elastic at wrist provides fitting flexibility


Sizes: One size fits most



SRIXON x CLUB GLOVE CART TOWEL

- Heavy-duty microfiber
- Superior absorbency and quick drying
- Carabiner clip attachment

Color: Black, White, Grey, Navy
Sizes: 16" x 24"



SRIXON x CLUB GLOVE TOWEL

- Heavy-duty microfiber
- Superior absorbency and quick drying
- 8" center slit opening

Color: Black
Sizes: 17" x 40"



SRIXON UMBRELLA

- Conventional double canopy
- 68"
- 4mm ribs
- Black fiberglass shaft
- Round rubber handle



LUGGAGE

TRAVEL COVER

- 1680 Ballistic nylon
- Thick sponge material for club protection
- Oversized to accommodate most bags
- Security webbing with buckle
- Strategically placed pockets
- Easy-lift handle
- Wheeled construction
- 7.4 lbs

Colors: Black/Red
Sizes: L 15.7" x 15.7" x 51.2"



DUFFEL

- 1680 Ballistic nylon
- Oversized main compartment
- Wide opening provides full interior access
- Interior shoe compartment
- Dual end pockets with cargo handles
- Adjustable and removable shoulder strap
- 2.97 lbs

Colors: Black/Red
Sizes: L 21 3/4" x 11 7/8" x 12 1/4"



SHOE POUCH

- 1680 Ballistic nylon
- Zippered pouch with carry handle
- External storage pocket

Colors: Black/Red
Sizes: L 16 1/2" x 11" x 3 3/4"



DEN CADDIE

- Miniature staff bag style ball holder
- Zippered belly panel
- PU Material

Colors: Black/Red



ROLLING CARRY-ON

- 1680 Ballistic nylon
- Easy-entry main compartment opening
- 3 Convenient front pockets
- Internal mesh zippered compartments
- Internal side accessory pockets
- Telescopic pull handle
- Heavy-duty chassis with urethane wheels
- Meets most airline carry-on size regulations

Colors: Black/Red
Sizes: L 14" x 21" x 10.5"



BACKPACK

- 1680 Ballistic nylon
- Isolated side-entry laptop compartment
- Padded and breathable back panel
- Water bottle compartment
- Fleece-lined valuables pockets
- Oversized main compartment with heavy-duty zipper
- Deluxe organization panel

Colors: Black/Red
Sizes: L 12 5/8" x 8 1/2" x 19 3/8"



TOILETRY BAG

- 1680 Ballistic nylon
- Leather side strap
- Inner mesh pocket

Colors: Black/Red
Sizes: L 10 1/4" x 7 3/8" x 3 1/2"



EMBROIDER SRIXON ACCESSORIES WITH YOUR NAME OR LOGO

SRIXON PREMIUM SERIES GOLF BAGS

STAFF BAG



BELLY POCKET (embroidery)

CART



BALL POCKET (heat transfer or embroidery)

STAND



BALL POCKET (heat transfer or embroidery)

* Standard personalization color of golf bags will match the main SRIXON logo color from the side pocket.

** Text will appear in ALL CAPS and in BOLD font.

*** Please contact your local sales rep to order custom logo golf bags. When you reach out, please have an AI or EPS file for heat transferred logos. For embroidered logos please provide a DST file. Our custom design team will provide a digital proof for your approval prior to production.

SRIXON TRAVEL SERIES

TRAVEL COVER



FRONT (embroidery)

ROLLING CARRY-ON



FRONT (embroidery)

BACKPACK



FRONT (embroidery)

DUFFEL



BACK (embroidery)

SHOE POUCH



FRONT (embroidery)

* Standard personalization color of the Travel Series will match the main SRIXON logo color embroidered on the front of the bag.

** Text will appear in ALL CAPS and in BOLD font.

*** Please contact your local sales rep to order custom logo Travel Series product. When you reach out, please have a DST file for embroidered logos. Our custom design team will provide a digital proof for your approval prior to production.

EMBROIDER SRIXON HATS WITH YOUR LOGO

UNSTRUCTURED CAP

- Relaxed, lightweight construction
- Performance polyester
- Breathable, moisture-wicking fabric
- Micro-velcro elastic loop closure with tuck-in strap

Crown, Left Temple, and Right Temple available for custom logo embroidery.
*SRIXON embroidered on back of all caps.

*Please contact your local sales rep to order custom logo headwear. When you reach out, please have a DST file for embroidery. Our custom design team will provide a digital proof for your approval prior to production.



COLOR OPTIONS

WHITE CAP W/ BLACK EMBROIDERY



WHITE CAP W/ NAVY EMBROIDERY



BLACK CAP W/ WHITE EMBROIDERY



NAVY CAP W/ WHITE EMBROIDERY



KHAKI CAP W/ BLACK EMBROIDERY



FROST GRAY CAP W/ BLACK EMBROIDERY



COBALT BLUE CAP W/ WHITE EMBROIDERY



RED PEPPER CAP W/ WHITE EMBROIDERY



EMBROIDER SRIXON TOWELS WITH YOUR LOGO

SRIXON x CLUB GLOVE CART TOWEL

- Heavy-duty microfiber
- Superior absorbency and quick drying
- Carabiner clip attachment
- Size: 16" x 24"


Color: Black, White, Grey, Navy



LOGO OPTIONS

- Bottom right corner available for custom logo embroidery
- Max dimensions are 3"W x 3"H

*Please contact your local sales rep to order custom logo towels. When you reach out, please have a DST file for embroidery. Our custom design team will provide a digital proof for your approval prior to production.



CLEVELAND GOLF 2023 PRODUCTS



Whether you spend Sundays winning Majors on the world's stage, or just major bragging rights at the local muni, Cleveland Golf is your go-to partner for lowering your scores and raising your fun levels. We design Woods, Irons, Wedges and Putters with innovative ball-striking technologies and performance on par with the best—all with a price tag you'll love.

Of course, the iconic Cleveland Wedges have always been our flagship products, which we've continually improved since the beginning. And this product generation is no different. Featuring carefully shaped profiles, proprietary face blasts, laser-milled lines, and perfectly placed centers of gravity, we've got the short-game goods for 2023 to maintain your edge around the greens.



RTX⁶ ZIPCORE

THAT'S HOW YOU SPIN IT

New RTX 6 ZipCore Wedges do what every Wedge does: they give golfers short-game spin around the greens.

But what sets these apart is a unique ability to consistently hit high-spin shots regardless of lie.

Thanks to RTX 6 ZipCore's proprietary UltiZip groove geometry, improved ZipCore tech, and the new HydraZip face, players can enjoy supreme greenside spin from the fairway, the rough, sand, and even in wet conditions.

That's how you spin it.




HYDRAZIP | ZIPCORE | ULTIZIP

HYDRAZIP

How did we pack so much spin into RTX 6 ZipCore Wedges?
HydraZip, that's how.

HydraZip technology features a dynamic blast and laser-milled line system designed to maximize spin in wet or dry conditions, and from anywhere around the green.



HYDRAZIP
ANY CONDITION
MAX SPIN



MAX SPIN IN ANY CONDITION

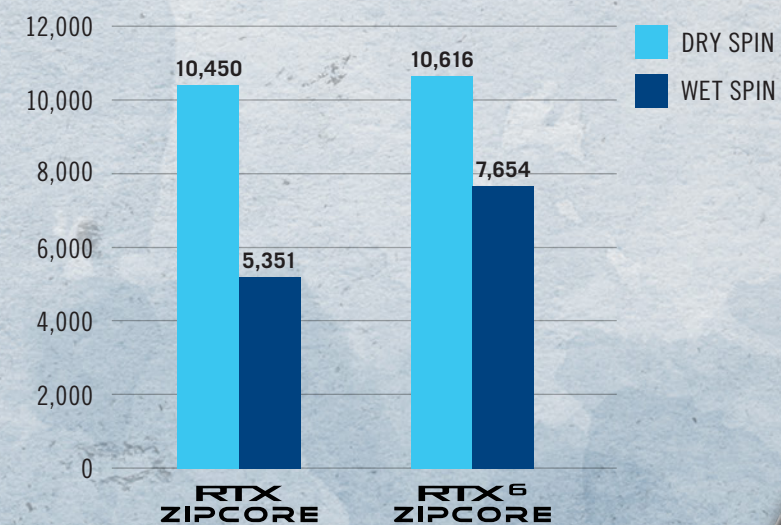
HydraZip technology features an all-new face blast formulated to replicate RTX 6 ZipCore's maximum dry spin characteristics for wet conditions.

The striking areas of RTX 6 ZipCore Wedges also include lasered micro milling feature lines across and angled toward its grooves, adding further roughness for even more friction at impact.

With dynamic blast media and laser patterns between loft groupings 46°–48°, 50°–52°, and 54°–60°, lower lofts naturally require a less rough blast to achieve the same dry/wet spin performance; while higher lofts need a rougher blast as well as more laser lines to increase the friction and achieve the same consistency.

Visually, these all-new RTX 6 ZipCore Wedge faces are more matte than last generation, reducing glare at address and standing out more from the hosel and toe par.

58° WEDGE SPIN TEST RESULTS (RPM)



Tested with full swing robot comparing 58° RTX 6 ZipCore and 58° RTX ZipCore Wedges in dry and wet conditions. Conducted by Cleveland Golf R&D.

46° – 48°

50° – 52°

54° – 60°

43%
MORE SPIN
IN WET
CONDITIONS

Tested with full swing robot comparing 58° RTX 6 ZipCore and 58° RTX ZipCore Wedges in wet conditions. Conducted by Cleveland Golf R&D.

SOLE GRINDS

RTX 6 ZipCore’s four, versatile sole grinds were thoughtfully developed on tour by the game’s best, so you can perform with all the finesse necessary to unleash your greenside creativity.

New for this generation, a LOW+ grind is a featured option on Sand Wedge lofts and offers 2 degrees more bounce in a C-Shaped sole. Essentially, it’s similar to the versatile LOW Sole but with a little extra bounce—a design based off tour staff feedback to provide more bounce for Sand Wedge lofts, offering a great mix of versatility and sand performance.



LOW

LW SHOT-MAKING VERSATILITY

Turf Conditions	Firmer
Divot Size	Smaller
Attack Angle	Shallower
Sole Design	C-Shaped
Lofts	58°–60°
Bounce	6°



LOW+

SW SHOT-MAKING VERSATILITY

Turf Conditions	Firmer
Divot Size	Smaller
Attack Angle	Shallower
Sole Design	C-Shaped
Lofts	54°–56°
Bounce	8°



MID

ALL-AROUND PERFORMANCE

Turf Conditions	All
Divot Size	Average
Attack Angle	Neutral
Sole Design	V-Shaped
Lofts	46°–60°
Bounce	10°



FULL

BUNKER AND ROUGH SPECIALTY

Turf Conditions	Softer
Divot Size	Larger
Attack Angle	Steeper
Sole Design	Traditional
Lofts	54°–60°
Bounce	12°



ELEVATE YOUR SHORT GAME

Elevate your short-game dedication with RTX 6 ZipCore Tour Rack Wedges. Raw and ready to be customized, these exclusive Wedges are identical to those used on tour by the best in the world.

Personalize this special stock of made-for-tour Wedges by letting the deft handiwork of our grind craftspeople fine-tune each sole grind for you.

TOUR RACK

CUSTOM SOLE GRINDS

Choose your RTX 6 ZipCore sole, and help us create a Tour Rack Wedge grind fully customized to your personal short game—just as we do for the tour pros.

The options are nearly endless. First, add relief to the heel, toe, or trailing edge. Then, adjust the leading edge and grind specific leading edge radii to perfectly match your playstyle.

Tour Crafted Leading Edges


STANDARD



CONDITIONS:
Med - Firm

SWING TYPE:
Neutral Angle of Attack

ROUNDED



CONDITIONS:
Med - Soft

SWING TYPE:
Steep Angle of Attack

SHARPENED



CONDITIONS:
Very Firm

SWING TYPE:
Shallow Angle of Attack


TOUR RACK

Tour Crafted Sole Grinds

STANDARD

PERFORMANCE:
Same as stock sole chosen


AVAILABLE ON:
FULL / MID / LOW / LOW+



RELIEF EDGE

PERFORMANCE:
Lower leading edge when opening the face


AVAILABLE ON:
FULL / LOW / LOW+



HEEL

PERFORMANCE:
Easier to open the face


AVAILABLE ON:
FULL / MID



HEEL & TOE

PERFORMANCE:
Increased shot-making options


AVAILABLE ON:
FULL / MID



S-SHAPED

PERFORMANCE:
Improved versatility, bunker play

AVAILABLE ON:
FULL



RTX 6 ZIPCORE

Cleveland Golf RTX 6 ZipCore’s new HydraZip face blast and laser lines, improved ZipCore tech, and UltiZip groove geometry lets players enjoy supreme greenside spin from the fairway, the rough, in wet conditions, and even from sand.

KEY INNOVATIONS

HydraZip

A new, dynamic blast and laser-milled line system creates roughness to enhance friction—maximizing spin in any conditions and from anywhere around the green. Visually, RTX 6 ZipCore Wedge faces are more matte than last generation, reducing glare at address and standing out more from the hosel and toe par.

ZipCore

Our proprietary, low-density core technology has exponentially evolved for RTX 6 ZipCore, with up to 95% more ZipCore material. And by setting the CG right where you strike the ball, plus increasing MOI by up to 20%, this generation offers players increased spin, distance, consistency, feel, and control on every shot.*

UltiZip

UltiZip features grooves that are sharper, deeper, and more tightly spaced. They slice through debris and bite harder for enhanced spin and control; channel more debris for better shot consistency; and are set closer together (compared to past Tour Zip Groove designs) so we can fit two more on the face for greater edge contact and absolute spin performance.

*95% ZipCore increase in 46°– 48° lofts comparing RTX 6 ZipCore to RTX ZipCore.
20% MOI increase in 58° LOW lofts comparing RTX 6 ZipCore to RTX ZipCore.

DYNAMIC GOLD SPINNER TOUR ISSUE



FLEX	WEIGHT (g)	BUTT DIAMETER	SPIN
WEDGE	128 g	.600"	MID-HIGH

LAMKIN CROSSLINE 360



INSIDE DIAMETER	WEIGHT (g)
58 ROUND	50 g

FINISH	MATERIAL	GLARE REDUCTION	RUST?	CUSTOM GRINDS?
Tour Satin	Chrome-Plated 8620 Steel	High	No	No
Black Satin	Chrome-Plated 8620 Steel	High	No	No
Tour Rack (Raw)	Raw 8620 Steel	High	Yes	Yes

LOFT	GRIND	BOUNCE ANGLE	LIE ANGLE	LENGTH	SW	TOUR SATIN	TOUR RACK	BLACK SATIN
46°	MID	10°	64°	35 5/8"	D3	RH/LH	RH	-
48°	MID	10°	64°	35 5/8"	D3	RH/LH	RH	RH
50°	MID	10°	64°	35 3/8"	D4	RH/LH	RH	RH/LH
52°	MID	10°	64°	35 3/8"	D4	RH/LH	RH	RH/LH
54°	LOW+	8°	64°	35 3/8"	D5	RH/LH	RH	RH
54°	MID	10°	64°	35 3/8"	D5	RH/LH	RH	RH/LH
54°	FULL	12°	64°	35 3/8"	D5	RH/LH	RH	RH
56°	LOW+	8°	64°	35 1/8"	D5	RH/LH	RH	RH
56°	MID	10°	64°	35 1/8"	D5	RH/LH	RH	RH/LH
56°	FULL	12°	64°	35 1/8"	D5	RH/LH	RH	RH
58°	LOW	6°	64°	34 7/8"	D5	RH/LH	RH	RH
58°	MID	10°	64°	34 7/8"	D5	RH/LH	RH	RH/LH
58°	FULL	12°	64°	34 7/8"	D5	RH/LH	RH	RH
60°	LOW	6°	64°	34 7/8"	D5	RH/LH	RH	RH
60°	MID	10°	64°	34 7/8"	D5	RH/LH	RH	RH/LH
60°	FULL	12°	64°	34 7/8"	D5	RH/LH	RH	RH



CUSTOM PAINTFILL, ENGRAVING & SKINS


















Personalize any RTX 6 ZipCore Wedge to make it inimitably yours or create a one-of-a-kind gift. Paintfill with 20 different pigments across 3 color groups. Engrave up to 5 characters. Add one of our 7 laser-etched skins (available only on Black Satin finish). Or get the whole enchilada. The combinations are endless, but the final result can be a Wedge as unique as that swing.





Visit our website to learn more.


COLOR PALETTE




FEATURED GRIP OFFERINGS

GOLF PRIDE	
GRIP MODEL	SIZE
Tour Velvet 360	STD, MID, JUM
	
GRIP MODEL	SIZE
Tour Velvet Plus 4	STD, MID
	
GRIP MODEL	SIZE
Tour Velvet Align	STD, MID
	
GRIP MODEL	SIZE
Tour Velvet Full Cord .58	STD, MID
	
GRIP MODEL	SIZE
MCC Plus 4 Align	STD, MID
	
GRIP MODEL	SIZE
MCC Plus 4	STD, MID, JUM (Gray)
	
	
	
GRIP MODEL	SIZE
MCC Align	STD, MID
	
GRIP MODEL	SIZE
MCC	STD, MID, JUM (Gray)
	
	
	
	
GRIP MODEL	SIZE
Z Cord	STD, MID
	
GRIP MODEL	SIZE
CP2 Wrap	STD, MID, JUM
	
GRIP MODEL	SIZE
CP2 Pro	STD, MID
	
GRIP MODEL	SIZE
Tour Wrap Microsuede	Undersize
	





LAMKIN	
GRIP MODEL	SIZE
Crossline	STD, MID
	
GRIP MODEL	SIZE
Sonar+	STD, MID
	
GRIP MODEL	SIZE
UTX	STD, MID
	
GRIP MODEL	SIZE
St+2 Hyb	STD, MID
	

WINN	
GRIP MODEL	SIZE
Dri-Tac	STD, MID
	
GRIP MODEL	SIZE
Dri-Tac Lite	STD, MID, JUM (Gray)
	
	
	
GRIP MODEL	SIZE
Excel	STD, MID, JUM
	

JUMBOMAX	
GRIP MODEL	SIZE
JMX Ultralite XL	JUM
JMX Ultralight M	JUM
	

Offerings may vary depending on inventory.





FEATURED SHAFT OFFERINGS



TRUE TEMPER					
MODEL	FLEX	WEIGHT	TIP OD	BUTT OD	TRAJECTORY
DG Tour Issue S400	S	132g	0.355	0.600	Low
					
MODEL	FLEX	WEIGHT	TIP OD	BUTT OD	TRAJECTORY
DG Spinner Tour Issue	Wdg	128g	0.355	0.600	Low
					
MODEL	FLEX	WEIGHT	TIP OD	BUTT OD	TRAJECTORY
PX Catalyst 80 Spinner Wdg	Wdg	84g	0.355	0.598	Mid-High
					
MODEL	FLEX	WEIGHT	TIP OD	BUTT OD	TRAJECTORY
DG 115 Spinner Tour Issue	Wdg	116g	0.355	0.600	Mid
					

NIPPON					
MODEL	FLEX	WEIGHT	TIP OD	BUTT OD	TRAJECTORY
NS Pro Modus3 Wdg 105	Wdg	111g	0.355	0.600	Low-Mid
					
MODEL	FLEX	WEIGHT	TIP OD	BUTT OD	TRAJECTORY
NS Pro Modus3 Wdg 115	Wdg	122g	0.355	0.600	Low-Mid
					
MODEL	FLEX	WEIGHT	TIP OD	BUTT OD	TRAJECTORY
NS Pro Modus3 Wdg 125	Wdg	133g	0.355	0.600	Low-Mid
					

CLEVELAND					
MODEL	FLEX	WEIGHT	TIP OD	BUTT OD	TRAJECTORY
ActionUltraLite 50	L	59g	0.355	0.598	High
					

See our custom catalog for all shaft offerings.

KBS					
MODEL	FLEX	WEIGHT	TIP OD	BUTT OD	TRAJECTORY
Hi Rev 2.0	S	125g	0.355	0.600	Mid
					
MODEL	FLEX	WEIGHT	TIP OD	BUTT OD	TRAJECTORY
Tour 90	R	95g	0.355	0.600	Mid-High
					
MODEL	FLEX	WEIGHT	TIP OD	BUTT OD	TRAJECTORY
Tour	S	120g	0.355	0.600	Mid
					
MODEL	FLEX	WEIGHT	TIP OD	BUTT OD	TRAJECTORY
Tour V	S	110g	0.355	0.600	Mid
					

UST MAMIYA					
MODEL	FLEX	WEIGHT	TIP OD	BUTT OD	TRAJECTORY
Recoil 760SWP F2	A	68g	0.355	0.600	Mid-High
					
MODEL	FLEX	WEIGHT	TIP OD	BUTT OD	TRAJECTORY
Recoil 760SWP F3	R	70g	0.355	0.600	Mid-High
					

RTX FULL-FACE

How do you make the ultimate scoring club? Start with revolutionary tech like ZipCore and build from there. We added innovative Full-Face Grooves and the optimal High-Toe Profile to create the RTX Full-Face.

KEY INNOVATIONS

ZIPCORE

It shifts the CG while raising MOI, adding spin, enhancing control, and boosting consistency on all your shots.

ULTIZIP GROOVES

These grooves are sharper, deeper, and narrower. They bite harder, channel more debris, and they're closer together for more groove contact per shot.

HEAT TREATMENT

A blast of heat can do wonders for a wedge's durability. Ultimately, it means you'll love your RTX Full-Face, round after round.

FULL-FACE GROOVES

Our hosel-to-toe groove pattern covers every millimeter of the face in UltiZip grooves. That means you are free to get creative and hit it off the toe when the shot calls for it without sacrificing spin.

HIGH-TOE PROFILE

The optimal High-Toe profile lets you open the face with confidence. We made sure to give enough area for performance on challenging shots while maintaining a classic silhouette address.

AVAILABLE FINISHES

FINISH	MATERIAL	GLARE REDUCTION	RUST?
TOUR SATIN	CHROME-PLATED 8620 STEEL	MEDIUM-HIGH	NO
BLACK SATIN	CHROME-PLATED 8620 STEEL	HIGH	NO
TOUR RACK (RAW)	RAW 8620 STEEL	HIGH	YES

SPECIFICATIONS

LOFT	GRIND	BOUNCE	LIE	LENGTH	SW	TOUR SATIN	BLACK SATIN	TOUR RACK (RAW)
50°	C-SHAPED	9°	64°	35 7/16"	D4	RH	RH	
52°	C-SHAPED	9°	64°	35 7/16"	D4	RH	RH	
54°	C-SHAPED	9°	64°	35 3/16"	D5	RH/LH	RH/LH	
56°	C-SHAPED	9°	64°	35 3/16"	D5	RH/LH	RH/LH	RH
58°	C-SHAPED	9°	64°	34 7/8"	D5	RH/LH	RH/LH	RH
60°	C-SHAPED	9°	64°	34 7/8"	D5	RH/LH	RH/LH	RH
64°	C-SHAPED	9°	64°	34 7/8"	D5	RH/LH	RH/LH	RH



STOCK COMPONENTS

DYNAMIC GOLD SPINNER TOUR ISSUE

FLEX	WEIGHT (g)	BUTT DIAMETER	SPIN
WEDGE	128 g	.600"	MID-HIGH

LAMKIN CROSSLINE 360

INSIDE DIAMETER	WEIGHT (g)
58 Round	50 g



CBX ZIPCORE

A cavity back Wedge for golfers who use cavity back Irons? Now that just makes sense. The re-designed CBX ZipCore puts forgiveness in your short game without sacrificing workability so you can ditch the chunk shots without losing any finesse around the greens.

ZipCore

A lightweight, low-density core sits at the heart of the club. While reducing vibrations and perfecting center of gravity, it also boosts MOI for improved forgiveness on every shot.

Hollow Cavity Design

Weight in the toe with a hollow chamber near the heel makes a better, more balanced wedge that’s forgiving no matter where you strike the face.

UltiZip Grooves

Sharper, deeper, and closer together, UltiZip Grooves are more efficient at channeling debris and maximizing spin. Plus, there’s two extra grooves per face for more groove contact across the board.

Spinner Shafts

Specially designed to enhance spin, Spinner shafts in steel and graphite are Wedge-specific components that give you an edge around the greens.

Dynamic Sole

With V-, C-, and S-Shaped soles, CBX ZipCore has all the performance you’ll need greenside. But don’t sweat the choices, we made sole grinds easy. The Dynamic Sole changes by Wedge loft, so you’ll automatically have the performance you need, when you need it.

Gelback

A soft, vibration absorbing TPU insert improves feel so even miss-hits are buttery smooth.

44 Degree Wedge

If your set-matching Pitching Wedge holds you back, a 44-degree CBX ZipCore makes the perfect replacement. Playing a Pitching Wedge with state-of-the-art wedge tech gets you all the stopping power you deserve.

MEN'S STOCK STEEL SHAFT: True Temper Dynamic Gold 115 Spinner Tour Issue

Dynamic Gold 115 Spinner Tour Issue				
MATERIAL	FLEX	BUTT DIAMETER	WEIGHT	SPIN
Steel	Wedge	0.600"	116g	High

MEN'S STOCK GRAPHITE SHAFT: Project X Catalyst 80 Spinner

Catalyst 80 Spinner				
MATERIAL	FLEX	BUTT DIAMETER	WEIGHT	SPIN
Graphite	Wedge	0.598"	84g	High

WOMEN'S STOCK SHAFT: Cleveland ActionUltraLite 50

ActionUltraLite 50				
MATERIAL	FLEX	BUTT DIAMETER	WEIGHT	SPIN
Graphite	Wedge	0.590"	59g	High

MEN'S STOCK GRIP: Golf Pride Tour Velvet 360

Golf Pride Tour Velvet 360		
SIZE	CORE	WEIGHT (g)
Standard	58 Round	52g

WOMEN'S STOCK GRIP: Golf Pride Tour Wrap Microsuede

Golf Pride Tour Wrap Microsuede		
SIZE	CORE	WEIGHT (g)
Undersized	58 Round	43g

SPEC: MEN'S

Loft	Sole	Bounce	Lie Angle	Length	Steel SW	Graphite SW	Hand
44	V-SHAPED	9°	64°	35.75"	D2	D1	RH
46	V-SHAPED	9°	64°	35.50"	D2	D1	RH
48	V-SHAPED	9°	64°	35.50"	D2	D1	RH
50	V-SHAPED	11°	64°	35.50"	D3	D2	RH/LH
52	V-SHAPED	11°	64°	35.50"	D3	D2	RH/LH
54	S-SHAPED	12°	64°	35.25"	D4	D3	RH/LH
56	S-SHAPED	12°	64°	35.25"	D4	D3	RH/LH
58	C-SHAPED	10°	64°	35.00"	D4	D3	RH/LH
60	C-SHAPED	10°	64°	35.00"	D4	D3	RH/LH

SPEC: WOMEN'S

Loft	Sole	Bounce	Lie Angle	Length	WM Graphite SW	Hand
48	V-SHAPED	9°	64°	34.625"	C3	RH
50	V-SHAPED	11°	64°	34.625"	C4.5	RH
52	V-SHAPED	11°	64°	34.625"	C4.5	RH/LH
54	S-SHAPED	12°	64°	34.375"	C5	RH
56	S-SHAPED	12°	64°	34.375"	C5	RH/LH
58	C-SHAPED	10°	64°	34.125"	C5.5	RH
60	C-SHAPED	10°	64°	34.125"	C5.5	RH/LH



CUSTOMIZATION

MAKE IT YOURS

Custom paint fills make the CBX ZipCore look just the way you want it to. Add up to five letters, with whatever color you choose. Visit the site to learn more.

- Change the paintfill colors in each of the three Color Groups
- Choose from 16 color options
- Add up to five engraved letters or symbols



COLOR PALETTE



CBX FULL-FACE 2

Featuring the largest clubface ever in a CBX Wedge, plus HydraZip, ZipCore and UltiZip technologies, CBX Full-Face 2 lets you strike it anywhere with complete confidence from any greenside position or condition.

KEY INNOVATIONS

HYDRAZIP

A new, dynamic face blast and laser-milled line pattern, HydraZip maximizes friction for spin consistency in wet or dry conditions. Visually, CBX Full-Face 2 Wedge faces are more matte than last generation, reducing glare at address.

ZIPCORE

Set in the heart of the Wedge, ZipCore is a new addition for CBX Full-Face 2. Our proprietary, lightweight and low-density core technology, ZipCore reduces vibrations while also perfecting the CG and boosting MOI for increased feel, control, consistency and forgiveness over last generation.

ULTIZIP

UltiZip’s full-face network of sharp, deep, and tightly spaced grooves maximizes performance at contact. By slicing through and channeling debris to bite harder, UltiZip offers purer spin, more control, and more consistency.

LARGER FULL-FACE PROFILE

Hit more extreme, open-face shots with a larger face size—the largest contact area ever on a CBX Wedge. More face means more grooves from hosel-to-toe and more forgiveness, no matter where you strike it.

FORGIVING SOLE DESIGNS

A new Full Sole design on the 50°–52° lofts provides forgiving performance on full swing shots. For the C-Shaped Sole featured on 54°–60° lofts, we added bounce in the center yet shaved material off the heel for the ideal combination of forgiveness and versatility. And all lofts also feature a new bounce chamfer near their leading edge to reduce chunking around the green.

LOFT	BOUNCE ANGLE	LIE ANGLE	LENGTH	ST SW	GR SW	HAND
50°	12°	64°	35 1/2"	D3	D2	RH
52°	12°	64°	35 1/2"	D3	D2	RH/LH
54°	12°	64°	35 1/4"	D4	D3	RH
56°	12°	64°	35 1/4"	D4	D3	RH/LH
58°	12°	64°	35"	D4	D3	RH
60°	12°	64°	35"	D4	D3	RH/LH

NEW



TRUE TEMPER DYNAMIC GOLD 115 SPINNER TOUR ISSUE

Dynamic Gold 115 Spinner Tour Issue				
MATERIAL	FLEX	WEIGHT (g)	BUTT DIAMETER	SPIN
Steel	Wedge	116 g	.600"	High

PROJECT X CATALYST 80 SPINNER

Catalyst 80 Spinner Wedge				
MATERIAL	FLEX	WEIGHT (g)	BUTT DIAMETER	SPIN
Graphite	Wedge	84 g	.598"	High

LAMKIN CROSSLINE 360

INSIDE DIAMETER	WEIGHT (g)
58 Round	50 g

MEN’S SMART SOLE® 4

The Smart Sole 4 makes the short game easier. Featuring an extra wide sole and improved Feel Balancing Technology, the Smart Sole 4 delivers maximum forgiveness and easier bunker play for those needing more short game assistance.

KEY INNOVATIONS

ENHANCED THREE-TIERED SOLE

An extra wide three-tiered sole, with added leading edge bounce, provides maximum forgiveness from the fairway, rough or out of the bunker.

IMPROVED FEEL BALANCING TECHNOLOGY

The redistribution of weight from the hosel allows the center of gravity to be moved closer to the center of the clubface for better feel and more consistency on all shots.

AGGRESSIVE MILLED GROOVES

New aggressive milled grooves generate better spin performance from any conditions.

NEW GAP WEDGE

The addition of the “G” model provides full-shot capability and extensive versatility to go along with the “S” and “C” models.



MODEL	LOFT	LENGTH	LIE ANGLE	STEEL SW	GRAPHITE SW	HAND
C	42°	34"	66°	D3	D1	RH/LH
G	50°	35 ½"	64°	D3	D2	RH/LH
S	58°	35 ¼"	64°	D5	D4	RH/LH

Finish: Black Satin

Shaft: Smart Sole Steel (130g, Wedge Flex)



Shaft: Graphite Wedge (106g, Wedge Flex)



Grip: Golf Pride Tour Velvet 360 (52g, 58 Round)



WOMEN'S SMART SOLE® 4

The Women's Smart Sole 4 makes the short game easier. Featuring an extra wide sole and improved Feel Balancing Technology, the Smart Sole 4 delivers maximum forgiveness and easier bunker play for those needing more short game assistance.

KEY INNOVATIONS

ENHANCED THREE-TIERED SOLE

An extra wide three-tiered sole, with added leading edge bounce, provides maximum forgiveness from the fairway, rough or out of the bunker.

IMPROVED FEEL BALANCING TECHNOLOGY

The redistribution of weight from the hosel allows the center of gravity to be moved closer to the center of the clubface for better feel and more consistency on all shots.

AGGRESSIVE MILLED GROOVES

New aggressive milled grooves generate better spin performance from any conditions.


NEW GAP WEDGE

The addition of the “G” model provides full-shot capability and extensive versatility to go along with the “S” and “C” models.

MODEL	LOFT	LENGTH	LIE ANGLE	GRAPHITE SW	HAND
C	42°	33 1/8"	66°	C7	RH
G	50°	34 5/8"	64°	C7	RH
S	58°	34 3/8"	64°	C9	RH

Finish: Black Satin
Left Hand Available Custom

Shaft: ActionUltraLite Graphite (59g, Wedge Flex)



Grip: Golf Pride Tour Wrap Microsuede (43g, Undersized)



FRONTLINE ELITE

Our all-new lineup of Frontline Elite Putter features aggressive styling, advanced, full-bodied shaping, adjustable weighting systems, plus Tungsten SOFT faces. And with an exciting variety of head design, alignment, shaft, and grip options, you can find the perfect Frontline Elite Putter made top to bottom for your individual putting stroke.

KEY INNOVATIONS

TUNGSTEN SOFT

A combination of our proprietary Speed Optimized Face Technology for consistent distance on all strikes, plus Tungsten material for a forward CG and straighter, more accurate putts.

STROKE SPECIFIC DESIGNS

All Frontline Elite Putter feature a grip, hosel, and alignment scheme designed specifically for either a slight arc or straight stroke type. Either simple or high contrast lines are featured on each head, with our patented 2135 technology featured on all mallets, for supreme performance that fits your stroke.

CONSISTENT SWING FEEL

Each model features adjustable sole weights as well as different built-in, counterbalanced weights. This harmonious weighting system gives every Putter an ideal, consistent swing feel, no matter the shaft length or head chosen.

Note: Custom weight kit and wrench available separately.



MODEL	HOSEL	TOE HANG	STROKE TYPE	ALIGNMENT	GRIP	LOFT	LIE	LENGTH	HAND
1.0	Plumber's Neck	Moderate	Slight Arc	Line	Standard	3°	70°	34", 35"	RH
8.0	Single Bend	Face Balanced	Straight	Contrast Line	Oversized	3°	70°	34", 35"	RH
ELEVADO	Single Bend	Face Balanced	Straight	2135 Contrast Line	Oversized	3°	70°	34", 35"	RH
ELEVADO	Slant Neck	Moderate	Slight Arc	2135 Line	Standard	3°	70°	32", 34", 35"	RH/LH/WM
CERO	Single Bend	Face Balanced	Straight	2135 Contrast Line	Oversized	3°	70°	34", 35"	RH
CERO	Slant Neck	Moderate	Slight Arc	2135 Line	Standard	3°	70°	34", 35"	RH
RHO	Single Bend	Face Balanced	Straight	2135 Contrast Line	Oversized	3°	70°	34", 35"	RH/LH
RHO	Slant Neck	Moderate	Slight Arc	2135 Line	Standard	3°	70°	34", 35"	RH



STEPLESS CHROME SHAFT

UST ALL-IN SHAFT*

*Available as an upgraded stock option on all Men's models.

STANDARD GRIP: LAMKIN SINKFIT SKINNY PISTOL



OVERSIZED GRIP: LAMKIN SINKFIT PISTOL



WOMEN'S GRIP: LAMKIN SINKFIT SKINNY PISTOL



HB SOFT MILLED

The entirely new HB SOFT Milled line of Putter provides a premium combination of features and technologies at an irresistible price point. With a new, affordable milling process, they make milled precision attainable.

KEY INNOVATIONS

MILLED HEADS

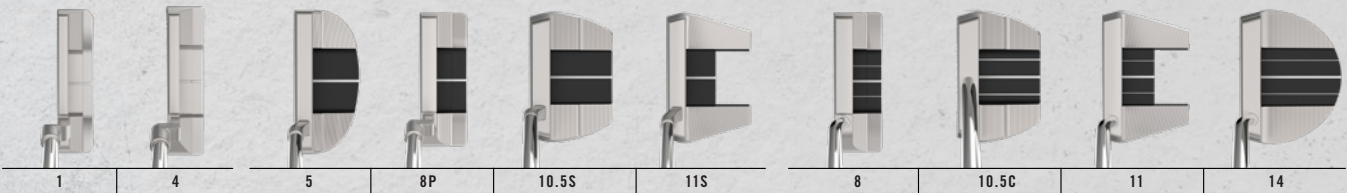
First cast, then CNC Milled for precise weighting and crisp lines. It's smarter milling that reduces waste for an attainable cost.

SPEED OPTIMIZED FACE TECHNOLOGY

Ensures consistent speed control and distance performance by normalizing ball speed across the face of the Putter. Now with more responsive feel.

STROKE-FIT ALIGNMENT & GRIP

Each shape features a specific alignment scheme and grip designed to fit the stroke of that Putter.



MODEL	HOSEL	TOE HANG	STROKE TYPE	HEAD WEIGHT	GRIP	LOFT	LIE	LENGTH	HAND
1	Plumber's Neck	Moderate	Slight Arc	345g	Golf Pride PRO ONLY Red Star	3°	70°	34", 35"	RH
4	Plumber's Neck	Moderate	Slight Arc	355g	Golf Pride PRO ONLY Red Star	3°	70°	34", 35"	RH/LH
5	Slant Neck	Moderate	Slight Arc	355g	Golf Pride PRO ONLY Red Star	3°	70°	34", 35"	RH
8	Single Bend	Face Balanced	Straight	370g	Golf Pride PRO ONLY Green Star	3°	70°	34", 35"	RH
8P	Plumber's Neck	Moderate	Slight Arc	365g	Golf Pride PRO ONLY Red Star	3°	70°	34", 35"	RH
10.5S	Slant Neck	Moderate	Slight Arc	360g	Golf Pride PRO ONLY Red Star	3°	70°	32", 34", 35"	RH/LH/WM
10.5C	Center Shaft	Face Balanced	Straight	365g	Golf Pride PRO ONLY Green Star	3°	70°	34", 35"	RH
11S	Slant Neck	Moderate	Slight Arc	365g	Golf Pride PRO ONLY Red Star	3°	70°	34", 35"	RH
11	Single Bend	Face Balanced	Straight	370g	Golf Pride PRO ONLY Green Star	3°	70°	34", 35"	RH/LH
14	Single Bend	Face Balanced	Straight	370g	Golf Pride PRO ONLY Green Star	3°	70°	34", 35"	RH



Stepless Chrome Shaft

UST ALL-IN Shaft*



*Available as an upgraded stock option on all Men's models.




PREMIUM SHAFTS

For the first time ever, we're featuring two premium shaft options for a new lineup of Putters: a classic, stepless chrome steel shaft and the brand new UST ALL-IN half-carbon fiber, half-steel shaft. So now you can select the traditional look and feel of a stepless chrome shaft, or, for an upcharge, get the advanced stability and feel of a multi-material shaft. It's your call.

UST ALL-IN SHAFT


Models: All

		
Shaft	Material	Weight
UST ALL-IN Straight Shaft	Carbon Fiber/Steel	109g
UST ALL-IN Single Bend	Carbon Fiber/Steel	115g

UST ALL-IN PROFILE*	UST ALL-IN PERFORMANCE**
26% stiffer	10% more consistent face angle at impact
38% higher frequency	7% improved face rotation consistency
24% less torque	6% improved impact location consistency

STEPLESS CHROME SHAFT

Models: All

		
Shaft	Material	Weight
Stepless Chrome Straight Shaft	Steel	122g
Stepless Chrome Single Bend	Steel	122g

WHICH SHAFT IS RIGHT FOR YOU?

Stepless Chrome	UST All-IN
• Traditional Look	• Modern Multi-Material Look
• Classic Feel	• Enhanced Feel
• Heavier Weight	• Lighter Weight
	• Improved Accuracy/Consistency
	• Maximum Stability

*Results from lab measurements of UST All-In and Stepless Chrome putter shafts. Data collected by Cleveland Golf RND.
**Results from SAM PuttLab player testing from 15ft distance using UST All-In and Stepless Chrome putter builds. Test conducted by Cleveland Golf RND.



PRECISE FEEL

Proprietary nanotechnology and nanoalloy used in the reinforcing prepreg matrix strengthens the shaft and delivers better feel and response.

STABILITY

Optimum balance throughout the design profile enables the use of heavier putter heads and maximizes both lateral and torsional stability for precise accuracy and distance control.

LOW TORQUE

Advanced, high-tensile carbon fiber material increases shaft torsional stability to lessen effect of off center hits for enhanced distance control.

OPTIMUM FLEX

A blend of flexural and torsional stiffness minimizes distortion during the putting stroke to offset the effects of off-center hits for maximum accuracy and consistency.



HUNTINGTON BEACH SOFT PREMIER

Huntington Beach SOFT Premier delivers a premium finish and score-dropping technologies in a finely crafted package. Featuring Speed Optimized Face Technology for better distance control and tour-proven shapes for ultimate confidence, get a softer feel and a better putting performance with Huntington Beach SOFT Premier.

KEY INNOVATIONS

GRAY SATIN FINISH
Sleek, Gray Satin PVD finish delivers a premium appearance and instills a sense of confidence.

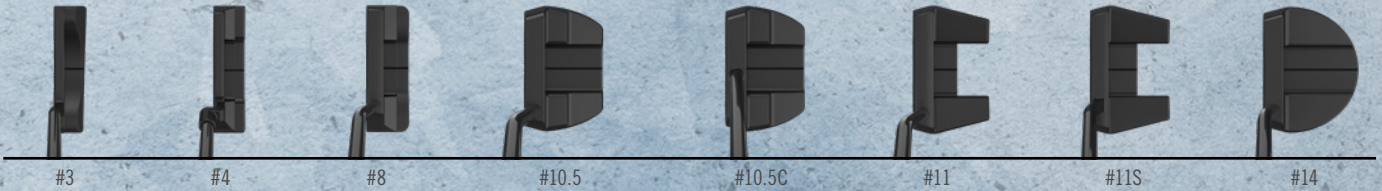
SPEED OPTIMIZED FACE TECHNOLOGY
Ensuring consistent speed control and distance performance, Cleveland's proprietary Speed Optimized Face Technology normalizes ball speed across the entire face of the putter, even on off-center putts.

PUTTING FIT SYSTEM
With two different grip options, the new Huntington Beach SOFT Premier offers a precise fit depending on your stroke type and model preference.

PRECISION MILLED FACE
A unique diamond CNC milling pattern increases friction for a pure roll and softer feel at impact.



MODEL	HOSEL TYPE	LENGTH	LOFT	LIE	TOE HANG	HEAD WEIGHT	HAND
#3	Tall Slant	33", 34", 35"	3°	70°	Strong / Toe Down	345g	RH
#4	Plumber's Neck	33", 34", 35"	3°	70°	Moderate	345g	RH/LH/Women's
#8	Single Bend	33", 34", 35"	3°	70°	Face Balanced	365g	RH
#10.5	Single Bend	33", 34", 35"	3°	70°	Face Balanced	365g	RH
#10.5C	Center Shaft	33", 34", 35"	3°	70°	Face Balanced	365g	RH
#11	Single Bend	33", 34", 35"	3°	70°	Face Balanced	370g	RH/LH
#11S	Slant Neck	33", 34", 35"	3°	70°	Moderate	370g	RH
#14	Single Bend	33", 34", 35"	3°	70°	Face Balanced	370g	RH



HUNTINGTON BEACH SOFT

Delivering score-dropping technologies in a finely crafted package, experience the reimagined Huntington Beach SOFT. Featuring Speed Optimized Face Technology for better distance control and tour-proven shapes for ultimate confidence, get a softer feel and a better putting performance with Huntington Beach SOFT.

KEY INNOVATIONS


SPEED OPTIMIZED FACE TECHNOLOGY
Ensuring consistent speed control and distance performance, Cleveland's proprietary Speed Optimized Face Technology normalizes ball speed across the entire face of the putter, even on off-center putts.

PRECISION MILLED FACE
A unique diamond CNC milling pattern increases friction for a pure roll and softer feel at impact.

SOFTER FEEL
The soft 304 Stainless Steel ensures soft yet crisp feel, providing just the right balance of softness and feedback.



NEW MODELS	HOSEL TYPE	LENGTH	LOFT	LIE	TOE HANG	HEAD WEIGHT	HAND
#3	Tall Slant	33", 34", 35"	3°	70°	Strong / Toe Down	345g	RH
#4	Plumber's Neck	33", 34", 35"	3°	70°	Moderate	345g	RH/LH/Women's
#8	Single Bend	33", 34", 35"	3°	70°	Face Balanced	365g	RH
#10.5	Single Bend	33", 34", 35"	3°	70°	Face Balanced	365g	RH
#10.5C	Center Shaft	33", 34", 35"	3°	70°	Face Balanced	365g	RH
#11	Single Bend	33", 34", 35"	3°	70°	Face Balanced	370g	RH/LH
#11S	Slant Neck	33", 34", 35"	3°	70°	Moderate	370g	RH/Women's
#14	Single Bend	33", 34", 35"	3°	70°	Face Balanced	370g	RH/Women's



LAUNCHER XL DRIVER

This driver is big—like, really big—so it's easy to send drives right down the middle. With the most MOI ever in a Cleveland Golf driver, Launcher XL will have you thinking less about the club in your hands and more about carrying bunkers, clearing hazards, and finding the fairway.

XL HEAD DESIGN

This is huge: a bigger head means an MOI of 5,200 g-cm²—our most ever in a Cleveland Golf driver. Add that forgiveness to a high launch from low-and-deep weighting, and you'll enjoy maximum distance with maximum fun.

REBOUND FRAME

What's better than one flex zone? Two (duh). Alternating zones of flexibility and rigidity direct more energy into the golf ball for increased ball speed and distance on every shot.

ACTION MASS CB

An 8g weight placed inside the end of the grip delivers better balance for more control without extra effort.

ADJUSTABLE HOSEL

Adjust your loft from 9 to 12 degrees to optimize your launch angle, distance, and shot shape. Loft can be adjusted at 0.5 deg increments with 12 positions in all.

ACCURACY BUILD

If precision is your top priority, this custom configuration is an inch shorter without counterbalancing for max control off the tee.



Face Material: Titanium (6-4)
Body Material: Titanium (8Al-1Mo-1V)



SPEC			Standard Build - Max Distance		Accuracy Build* - Max Control (Custom Order)		
Loft	Head Size	Lie Angle	Standard Build Length	Standard Build SW	Accuracy Build Length	Accuracy Build SW	Available Options
9.0°	460cc	58.5°	45.75"	D3	44.75"	D0	RH/LH
10.5°	460cc	60.0°	45.75"	D3	44.75"	D0	RH/LH
12.0°	460cc	58.5°	45.75"	D3	44.75"	D0	RH/LH

*Accuracy build is a featured, preconfigured custom option for players who seek maximum control. Head/shaft/grip are the same, but length is 1" shorter and 8g grip weight is excluded.

SHAFT: Project X Cypher 50

TIP DIAMETER	WEIGHT (g)	LAUNCH	SPIN	FLEX
0.335"	52(A), 54(R), 56(S)	Mid-High	Mid-High	5.0-A, 5.5-R, 6.0-S



Headcover with EZ Grab Included

MEN'S GRIP: Golf Pride Tour Velvet 360



CORE SIZE	WEIGHT (g)
58 Round	52



Action Mass CB 8g Grip Weight Included on Standard Build



Wrench Included (TORX T25 Tip)

HOSEL SLEEVE ADJUSTMENT GUIDE

Position	Loft 10.5	Loft 11.0	Loft 11.5	Loft 12.0	Loft 11.5 FL	Loft 11.0 FL	Loft 10.5 FL	Loft 10.0 FL	Loft 9.5 FL	Loft 9.0	Loft 9.5	Loft 10.0
Face positioning	Straight face			Closed face			Straight face			Open face		
Lie angle	Standard			Moderately Flat			Flat			Moderately Flat		
	STANDARD	0.5° FLAT	1.0° FLAT	1.5° FLAT	2.0° FLAT	2.5° FLAT	3° FLAT	2.5° FLAT	2.0° FLAT	1.5° FLAT	1.0° FLAT	0.5° FLAT

LAUNCHER
XL LITE
DRIVER

MEN’S & WOMEN’S

We took our XL Head Design and combined it with our new Lite-Weight Design for a driver that helps moderate swing speed players amp up swing speeds and get maximum forgiveness. Plus, choose from a Women’s model or a Draw model that minimizes your slice.

LITE-WEIGHT DESIGN

A bonded hosel without the weight-adding adjustability sleeve, together with an ultra-lightweight shaft, makes this driver 12g lighter and 0.25” longer than the adjustable version, so it swings extra quick. That added speed means more distance off the tee.

XL HEAD DESIGN

This is huge: a bigger head means an MOI of 5,100 g-cm². Add that forgiveness to a high launch from low-and-deep weighting, and you’ll enjoy maximum distance with maximum fun.

REBOUND FRAME

What’s better than one flex zone? Two (duh). Alternating zones of flexibility and rigidity direct more energy into the golf ball for increased ball speed and distance on every shot.

ACTION MASS CB

An 8g weight placed inside the end of the grip delivers better balance for more control without extra effort.

ACCURACY BUILD

If precision is your top priority, this custom configuration is an inch shorter without counterbalancing for max control off the tee.

DRAW MODEL

A reworked chassis is purpose-built to fight the slice. It’ll boost your confidence on every drive and keep those second shots out of the right-side trees.



Face Material: Titanium (6-4)
Body Material: Titanium (8Al-1Mo-1V)



SPEC: MEN'S			Standard Build - Max Distance		Accuracy Build* - Max Control (Custom Order)		
Loft	Head Size	Lie Angle	Standard Build Length	Standard Build SW	Accuracy Build Length	Accuracy Build SW	Available Options
10.5°	460cc	60.0°	46.0”	D1	45.0”	C8	RH/LH
10.5° DRAW	460cc	60.0°	46.0”	D1	45.0”	C8	RH
12.0°	460cc	60.0°	46.0”	D1	45.0”	C8	RH

*Accuracy build is a featured, preconfigured custom option for players who seek maximum control. Head/shaft/grip are the same, but length is 1” shorter and 8g grip weight is excluded.

SPEC: WOMEN'S			Standard Build - Max Distance		Accuracy Build* - Max Control (Custom Order)		
Loft	Head Size	Lie Angle	Standard Build Length	Standard Build SW	Accuracy Build Length	Accuracy Build SW	Available Options
12.0°	460cc	60.0°	44.25”	C7	43.25”	C4	RH

*Accuracy build is a featured, preconfigured custom option for players who seek maximum control. Head/shaft/grip are the same, but length is 1” shorter and 8g grip weight is excluded.
10.5°, 10.5°LH, and 10.5° Draw are available by custom order.

SHAFT: Project X Cypher 40

CYPER				
TIP DIAMETER	WEIGHT (g)	LAUNCH	SPIN	FLEX
0.335”	48(A), 48(R), 50(S)	High	High	5.0-A, 5.5-R, 6.0-S

SHAFT: Project X Cypher 40 Ladies

CYPER				
TIP DIAMETER	WEIGHT (g)	LAUNCH	SPIN	FLEX
0.335”	50.5(L)	High	High	4.0-L

MEN’S GRIP: Golf Pride Tour Velvet 360

GOLF PRIDE TOUR VELVET 360	
CORE SIZE	WEIGHT (g)
58 Round	52

WOMEN’S GRIP: Winn Dri-Tac Ladies

WINN DRI-TAC LADIES	
CORE SIZE	WEIGHT (g)
59 Round	35



Headcover with
EZ Grab Included



Action Mass CB 8g Grip Weight
Included on Standard Build

LAUNCHER XL

HALO FAIRWAY

MEN'S & WOMEN'S

Tired of duffing your Fairway Wood shots? Because these Fairway Woods have Gliderail tech that helps improve turf interaction for better shots off the deck. When you mix that with oversized heads, low centers of gravity, and Rebound Frame, you'll duff 'em less and launch 'em more.

XL HEAD DESIGN

This is huge: a bigger head means an MOI of 3,338 g-cm²—our most ever in a Cleveland Golf Fairway Wood. Add that forgiveness to a high launch from low-and-deep weighting, and you'll enjoy maximum distance with maximum fun.

GLIDERAIL

Put your swing on rails and you won't sweat those rough lies. Twin rails along the sole of the club help keep the face straight through impact for optimal ball striking.

REBOUND FRAME

What's better than one flex zone? Two (duh). Alternating zones of flexibility and rigidity direct more energy into the golf ball for increased ball speed and distance on every shot.

ACTION MASS CB

An 8g weight placed inside the end of the grip delivers better balance for more control without extra effort.

HIBORE CROWN STEP


Our stepped crown drops the center of gravity for high-launching shots.

ACCURACY BUILD

If precision is your top priority, this custom configuration is half an inch shorter without counterbalancing for max control.



Face Material: HT1770M Steel
Body Material: 17-4 Stainless Steel



SPEC: MEN'S				Standard Build - Max Distance		Accuracy Build* - Max Control (Custom Order)		
Model	Loft	Head Size	Lie Angle	Standard Build Length	Standard Build SW	Accuracy Build Length	Accuracy Build SW	Available Options
3W	15.0°	190cc	57.5°	43.125"	D1	42.625"	D0	RH/LH
5W	18.0°	176cc	58.0°	42.625"	D1	42.125"	D0	RH/LH
7W	21.0°	166cc	58.5°	42.125"	D1	41.625"	D0	RH

*Accuracy build is a featured, preconfigured custom option for players who seek maximum control. Head/shaft/grip are the same, but length is 0.5" shorter and 8g grip weight is excluded.

SPEC: WOMEN'S				Standard Build - Max Distance		Accuracy Build* - Max Control (Custom Order)		
Model	Loft	Head Size	Lie Angle	Standard Build Length	Standard Build SW	Accuracy Build Length	Accuracy Build SW	Available Options
3W	15.0°	190cc	57.5°	41.75"	C6	41.25"	C5	RH/LH**
5W	18.0°	176cc	58.0°	41.25"	C6	40.75"	C5	RH/LH**
7W	21.0°	166cc	58.5°	40.75"	C6	40.25"	C5	RH

*Accuracy build is a featured, preconfigured custom option for players who seek maximum control. Head/shaft/grip are the same, but length is 0.5" shorter and 8g grip weight is excluded.

**LH 3W & LH 5W are available by custom order.

SHAFT: Project X Cypher 55

TIP DIAMETER	WEIGHT (g)	LAUNCH	SPIN	FLEX
0.335"	54(A), 54(R), 60(S)	Mid-High	Mid-High	5.0-A, 5.5-R, 6.0-S

SHAFT: Project X Cypher 55 Ladies

TIP DIAMETER	WEIGHT (g)	LAUNCH	SPIN	FLEX
0.335"	50.5(L)	Mid-High	Mid-High	4.0-L

MEN'S GRIP: Golf Pride Tour Velvet 360

CORE SIZE	WEIGHT (g)
58 Round	52

WOMEN'S GRIP: Winn Dri-Tac Ladies

CORE SIZE	WEIGHT (g)
59 Round	35



Headcover with
EZ Grab Included



Action Mass CB 8g Grip Weight
Included on Standard Build



LAUNCHER XL

HALO HYBRID

MEN'S & WOMEN'S

Who can really say what's a bad lie when you have the right equipment? Our new Launcher XL Hybrids have more premium forgiveness tech than ever before, like Gliderail which helps the face get proper contact in any lie. And they're loaded with MOI, so it's easier to focus on having some fun out there.

XL HEAD DESIGN

This is huge: a bigger head means an MOI of 2,961 g-cm²—our most ever in a Cleveland Golf Hybrid. It's maximum distance with maximum fun.

GLIDERAIL

Put your swing on rails and you won't sweat those rough lies. Three rails along the sole of the club help keep the face straight through impact.

REBOUND FRAME

What's better than one flex zone? Two (duh). Alternating zones of flexibility and rigidity direct more energy into the golf ball.

ACTION MASS CB

An 8g weight placed inside the end of the grip delivers better balance for more control without extra effort.

HIBORE CROWN STEP

Our stepped crown drops the center of gravity for high-launching shots.

ACCURACY BUILD

If precision is your top priority, this custom configuration is half an inch shorter without counterbalancing for max control.

HY-WOOD

Not comfortable hitting Fairway Woods off of the turf? Look to Hy-Wood. It's the best aspects of Fairway Wood design with the best elements of Hybrids, so you get Fairway Wood distance with your Hybrid swing.



Face Material: HT1770M Steel
Body Material: 17-4 Stainless Steel



SPEC: MEN'S					Standard Build - Max Distance		Accuracy Build* - Max Control (Custom Order)		
Model	Shaft	Loft	Head Size	Lie Angle	Standard Build Length	Standard Build SW	Accuracy Build Length	Accuracy Build SW	Available Options
3+ HY-WOOD	CYPHER 40 HYB	18.0°	143cc	60.5°	41.5"	(D1 S/R/A)	N/A	N/A	RH/LH
3H	CYPHER HYB	18.0°	143cc	60.5°	40.5"	(D1 S/R ; D0 A)	40.0"	(D0 S/R ; C9 A)	RH/LH
4H	CYPHER HYB	21.0°	132cc	61.0°	40.0"	(D1 S/R ; D0 A)	39.5"	(D0 S/R ; C9 A)	RH/LH
5H	CYPHER HYB	24.0°	118cc	61.5°	39.5"	(D1 S/R ; D0 A)	39.0"	(D0 S/R ; C9 A)	RH
6H	CYPHER HYB	27.0°	108cc	62.0°	39.0"	(D1 S/R ; D0 A)	38.5"	(D0 S/R ; C9 A)	RH

*Accuracy build is a featured, preconfigured custom option for players who seek maximum control. Head/shaft/grip are the same, but length is 0.5" shorter and 8g grip weight is excluded. Accuracy build lengths match typical iron lengths for game improvement irons.

SPEC: WOMEN'S				Standard Build - Max Distance		Accuracy Build* - Max Control (Custom Order)		
Model	Loft	Head Size	Lie Angle	Standard Build Length	Standard Build SW	Accuracy Build Length	Accuracy Build SW	Available Options
3H	18.0°	143cc	60.5°	39.25"	C6	38.75"	C5	RH/LH**
4H	21.0°	132cc	61.0°	38.75"	C6	38.25"	C5	RH/LH**
5H	24.0°	118cc	61.5°	38.25"	C6	37.75"	C5	RH
6H	27.0°	108cc	62.0°	37.75"	C6	37.25"	C5	RH

*Accuracy build is a featured, preconfigured custom option for players who seek maximum control. Head/shaft/grip are the same, but length is 0.5" shorter and 8g grip weight is excluded. **LH 3H & LH 4H are available by custom order. Hy-Wood is not offered with L-Flex Shaft.

SHAFT: Project X Cypher Hyb

TIP DIAMETER	WEIGHT (g)	LAUNCH	SPIN	FLEX
0.370"	60(A), 74(R), 74(S)	Mid-High	Mid-High	5.0-A, 5.5-R, 6.0-S

SHAFT: Project X Cypher Hyb Ladies

TIP DIAMETER	WEIGHT (g)	LAUNCH	SPIN	FLEX
0.370"	52(L)	Mid-High	Mid-High	4.0-L

SHAFT: Project X Cypher 40 Hyb

TIP DIAMETER	WEIGHT (g)	LAUNCH	SPIN	FLEX
0.370"	50 (all flexes)	Mid-High	Mid-High	5.0-A, 5.5-R, 6.0-S

* Only offered in 3+ HY-WOOD. Not offered in 3H - 6H

MEN'S GRIP: Golf Pride Tour Velvet 360

CORE SIZE	WEIGHT (g)
58 Round	52

WOMEN'S GRIP: Winn Dri-Tac Ladies

CORE SIZE	WEIGHT (g)
59 Round	35



Headcover with
EZ Grab Included



Action Mass CB 8g Grip Weight
Included on Standard Build



LAUNCHER XL HALO IRONS MEN'S & WOMEN'S

They're huge. They're hollow. They're the all-new Launcher XL Halo Irons. This is bona fide Hybrid performance in every Iron. And? Our unique Action Mass CB makes them swing easier, too.

XL HEAD DESIGN

This is huge; a bigger head means an MOI of 2,908 g-cm² in the 7-Iron—our most ever in a Cleveland Golf Hybrid-Iron. It's maximum distance with maximum fun.

RAIL TO V-SHAPED SOLE DESIGN

Gliderail in the long Irons gradually transitions to a V-Shaped sole in the short Irons and ultimately a 3-Tiered Sole on the Dual and Sand Wedges.

MAINFRAME

Designed using Artificial Intelligence, MainFrame variable face technology increases ball speed while unique weight pad designs ensure maximum forgiveness across the face.

ACTION MASS CB

An 8g weight placed inside the end of the grip delivers better balance for more control without extra effort.

HIBORE CROWN STEP

Our stepped crown drops the center of gravity for high-launching shots.

LOFT SPECIFIC GROOVES

4i-7i lofts have wider, flatter grooves. 8i-SW lofts have closely-spaced, deeper, and higher spinning Wedge grooves.

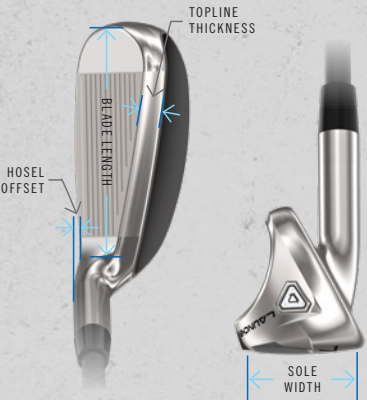
ACCURACY BUILD

If precision is your top priority, this custom configuration is half an inch shorter without counterbalancing for max control.



Face Material: HT1770M Steel
Body Material: 431 Stainless Steel

	Iron	4i	7i	PW
Blade Length (mm)	XL	86.60	86.00	85.40
	XL Halo	85.60	85.00	84.40
Topline Thickness (mm)	XL	6.75	6.00	6.00
	XL Halo	8.80	7.90	7.00
Hosel Offset (mm)	XL	4.70	3.40	2.10
	XL Halo	2.25	2.04	1.75
Sole Width (mm)	XL (Center)	19.20	19.50	21.65
	XL Halo (Center)	42.40	31.20	23.40



RAIL TO V-SHAPED SOLE DESIGN



SPEC: MEN'S				Standard Build - Max Distance			Accuracy Build* - Max Control (Custom Order)			
Head	Loft	Lie	Offset (mm)	Length	Steel SW	Graphite SW	Length	Steel SW	Graphite SW	Available Options
4	20.0°	61.5°	2.25	39.125"	D1	D0	38.625"	D0	C9	RH/LH
5	23.0°	62.0°	2.18	38.5"	D1	D0	38.0"	D0	C9	RH/LH
6	26.5°	62.5°	2.11	37.875"	D1	D0	37.375"	D0	C9	RH/LH
7	30.0°	63.0°	2.04	37.25"	D1	D0	36.75"	D0	C9	RH/LH
8	34.5°	63.5°	1.97	36.75"	D1	D0	36.25"	D0	C9	RH/LH
9	39.0°	64.0°	1.9	36.25"	D1	D0	35.75"	D0	C9	RH/LH
PW	44.0°	64.5°	1.75	36.0"	D1	D0	35.5"	D0	C9	RH/LH
DW	49.5°	65.0°	1.25	35.75"	D2	D1	35.25"	D1	D0	RH/LH
SW	54.5°	65.0°	0.6	35.75"	D2	D1	35.25"	D1	D0	RH

*Accuracy build is a featured, preconfigured custom option for players who seek maximum control. Head/shaft/grip are the same, but length is 0.5” shorter and 8g grip weight is excluded.

SPEC: WOMEN'S				Standard Build - Max Distance		Accuracy Build* - Max Control (Custom Order)		
Head	Loft	Lie	Offset (mm)	Length	Graphite SW	Length	Graphite SW	Available Options
4	20.0°	61.5°	2.25	38.125"	C6	37.625"	C5	RH/LH**
5	23.0°	62.0°	2.18	37.5"	C6	37.0"	C5	RH/LH**
6	26.5°	62.5°	2.11	36.875"	C6	36.375"	C5	RH/LH**
7	30.0°	63.0°	2.04	36.25"	C6	35.75"	C5	RH/LH**
8	34.5°	63.5°	1.97	35.75"	C6	35.25"	C5	RH/LH**
9	39.0°	64.0°	1.9	35.25"	C6	34.75"	C5	RH/LH**
PW	44.0°	64.5°	1.75	35.0"	C6	34.5"	C5	RH/LH**
DW	49.5°	65.0°	1.25	34.75"	C7	34.25"	C6	RH/LH**
SW	54.5°	65.0°	0.6	34.75"	C7	34.25"	C6	RH

*Accuracy build is a featured, preconfigured custom option for players who seek maximum control. Head/shaft/grip are the same, but length is 0.5” shorter and 8g grip weight is excluded.

**LH available by custom order.

SHAFT: Project X Cypher Irons

				
TIP DIAMETER	WEIGHT (g)	LAUNCH	SPIN	FLEX
0.362"	59(A), 61(R), 62(S)	High	High	5.0-A, 5.5-R, 6.0-S


SHAFT: Project X Cypher Irons Ladies

				
TIP DIAMETER	WEIGHT (g)	LAUNCH	SPIN	FLEX
0.362"	47.5(L)	High	High	4.0-L


SHAFT: True Temper XP 90

				
TIP DIAMETER	WEIGHT (g)	LAUNCH	SPIN	FLEX
0.362"	98	Mid-High	Mid-High	R, S

MEN'S GRIP: Golf Pride Tour Velvet 360

	
CORE SIZE	WEIGHT (g)
58 Round	52

WOMEN'S GRIP: Winn Dri-Tac Ladies

	
CORE SIZE	WEIGHT (g)
59 Round	35



Action Mass CB 8g Grip Weight
Included on Standard Build



Headcovers Sold Separately

LAUNCHER XL IRONS

MEN'S & WOMEN'S

There's no one-size-fits-all solution to playing better golf. That's why we made the Launcher XL Irons hollow and strong in the long irons, then gave them precise cavity backs in the shorts. It's forgiveness where you need it, and control where you want it, all from the same set of Irons.

XL HEAD DESIGN

This is huge: a bigger head means an MOI of 3,081 g-cm² in the 7-Iron—our most ever in a Cleveland Golf game-improvement Iron. It's maximum distance with maximum fun.

MAINFRAME

Designed using artificial intelligence, MainFrame variable face technology increases ball speed while unique weight pad designs ensure maximum forgiveness across the face.

ACTION MASS CB

An 8g weight placed inside the end of the grip delivers better balance for more control without extra effort.

V-SHAPED SOLE

An elevated leading edge glides through turf with far less drag than a typical flat sole to maintain speed and power on heavy strikes.

LOFT SPECIFIC GROOVES

4i-7i lofts have wider, flatter grooves. 8i-DW lofts have closely-spaced, deeper, and higher spinning Wedge grooves. Higher lofts also feature laser-milled grooves for enhanced friction.

ACCURACY BUILD

If precision is your top priority, this custom configuration is half an inch shorter without counterbalancing for max control.



Face Material: HT1770M Steel
Body Material: 431 Stainless Steel



SPEC: MEN'S				Standard Build - Max Distance			Accuracy Build* - Max Control (Custom Order)			
Head	Loft	Lie	Offset (mm)	Length	Steel SW	Graphite SW	Length	Steel SW	Graphite SW	Available Options
4	20.0°	61.5°	4.7	38.875"	D1	C8	38.375"	D0	C7	RH/LH
5	23.0°	62.0°	4.0	38.25"	D1	C8	37.75"	D0	C7	RH/LH
6	26.0°	62.5°	3.7	37.625"	D1	C8	37.125"	D0	C7	RH/LH
7	29.0°	63.0°	3.4	37.0"	D1	C8	36.5"	D0	C7	RH/LH
8	33.0°	63.5°	3.0	36.5"	D1	C8	36.0"	D0	C7	RH/LH
9	38.0°	64.0°	2.6	36.0"	D1	C8	35.5"	D0	C7	RH/LH
PW	43.0°	64.5°	2.1	35.75"	D1	C8	35.25"	D0	C7	RH/LH
DW	48.0°	65.0°	1.8	35.5"	D2	C9	35.0"	D1	C8	RH/LH

*Accuracy build is a featured, preconfigured custom option for players who seek maximum control. Head/shaft/grip are the same, but length is 0.5" shorter and 8g grip weight is excluded

SPEC: WOMEN'S				Standard Build - Max Distance		Accuracy Build* - Max Control (Custom Order)		
Head	Loft	Lie	Offset (mm)	Length	Graphite SW	Length	Graphite SW	Available Options
4	20.0°	61.5°	4.7	37.875"	C4	37.375"	C3	RH/LH**
5	23.0°	62.0°	4.0	37.25"	C4	36.75"	C3	RH/LH**
6	26.0°	62.5°	3.7	36.625"	C4	36.125"	C3	RH/LH**
7	29.0°	63.0°	3.4	36.0"	C4	35.5"	C3	RH/LH**
8	33.0°	63.5°	3.0	35.5"	C4	35.0"	C3	RH/LH**
9	38.0°	64.0°	2.6	35.0"	C4	34.5"	C3	RH/LH**
PW	43.0°	64.5°	2.1	34.75"	C4	34.25"	C3	RH/LH**
DW	48.0°	65.0°	1.8	34.5"	C5	34.0"	C4	RH/LH**

*Accuracy build is a featured, preconfigured custom option for players who seek maximum control. Head/shaft/grip are the same, but length is 0.5" shorter and 8g grip weight is excluded.

**LH available by custom order.

	Iron	4i	7i	PW
Blade Length (mm)	XL	86.60	86.00	85.40
	XL Halo	85.60	85.00	84.40
Topline Thickness (mm)	XL	6.75	6.00	6.00
	XL Halo	8.80	7.90	7.00
Hosel Offset (mm)	XL	4.70	3.40	2.10
	XL Halo	2.25	2.04	1.75
Sole Width (mm)	XL (Center)	19.20	19.50	21.65
	XL Halo (Center)	42.40	31.20	23.40

SHAFT: True Temper Elevate 95

ELEVATE 95				
TIP DIAMETER	WEIGHT (g)	LAUNCH	SPIN	FLEX
0.355"	103(R), 104(S)	Mid-High	Mid-High	R, S

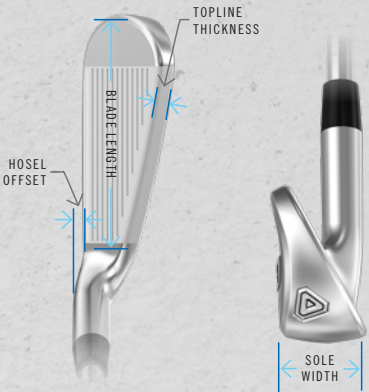
SHAFT: Project X Catalyst 50/60

CATALYST 60				
TIP DIAMETER	WEIGHT (g) - 7i	LAUNCH	SPIN	FLEX
0.355"	Catalyst 50: 57(A) Catalyst 60: 62(R), 67.5(S)*	Mid	Mid	5.0-A 5.5-R, 6.0-S*

*Available by custom order.

SHAFT: Project X Cypher Irons Ladies

CYPHER				
TIP DIAMETER	WEIGHT (g)	LAUNCH	SPIN	FLEX
0.362"	47.5	High	High	4.0-L



MEN'S GRIP: Golf Pride Tour Velvet 360

CORE SIZE	WEIGHT (g)
58 Round	52

WOMEN'S GRIP: Winn Dri-Tac Ladies

CORE SIZE	WEIGHT (g)
59 Round	35



Action Mass CB 8g Grip Weight
Included on Standard Build

CLEVELAND LAUNCHER XL WOMEN’S PACKAGE SETS

Distance, forgiveness, and style? That’s the magic combination in this package set. It’s everything you need to take your game to the next level and the clubs have been tuned to help women swing faster and go farther. The set comes equipped with a full-featured cart bag and matching head covers in two colorways.

FEATURES & DETAILS

DRIVER & FAIRWAY

More MOI means more forgiveness and these woods have the most MOI in a Cleveland Golf design to date. These oversized heads have their weight positioned low and deep, which means your shots will launch high and finish far.

HYBRID

Tough lies don’t stand a chance, thanks to our Gliderail technology which helps the clubs glide over the turf for stronger, and cleaner contact. Pair that with our HiBore Crown which lowers the CG, and you’ll be looking at the rough in a whole new light.

LAUNCHER XL HALO IRONS

Forgiveness is fun. These oversized hybrid style irons will let you spend more time enjoying your game and less time analyzing it.

PUTTER

The Huntington Beach Soft #11 has dual stability wings to help you knock down more putts, more consistently, and it comes in a 33” length.

CART BAG

Keep everything right where you want it with our 14-way divider and 8 utility pockets. Like a special waterproof space set aside for your valuables and a cooler pocket that’s sure to come in handy on hot days. Available in Blue-Grey and Black-Pink.



SPEC

Model	Club	Loft	Lie Angle	Length	Gr SW	Available Options	Headcover
LAUNCHER XL LITE DRIVER	Driver	12.0°	60.0°	44.25”	C5	RH Only	Included
LAUNCHER XL HALO FAIRWAY	3W	15.0°	57.5°	41.875”	C5	RH Only	Included
LAUNCHER XL HALO FAIRWAY	5W	18.0°	58.0°	41.375”	C5	RH Only	Included
LAUNCHER XL HALO HYBRID	6H	27.0°	62.0°	37.875”	C5	RH Only	Included
LAUNCHER XL HALO IRONS	7i	29.0°	63.0°	36.0”	C4	RH Only	
LAUNCHER XL HALO IRONS	8i	33.0°	63.5°	35.5”	C4	RH Only	
LAUNCHER XL HALO IRONS	9i	38.0°	64.0°	35.0”	C4	RH Only	
LAUNCHER XL HALO IRONS	PW	43.0°	64.5°	34.75”	C4	RH Only	
LAUNCHER XL HALO IRONS	SW	54.5°	65.0°	34.5”	C5	RH Only	
HB SOFT PUTTER # 11 SLANT NECK	Putter	3.0°	70.0°	33.0”	-	RH Only	Included

*No customization offered**

COMPONENTS

WOMEN'S SHAFTS			FLEX	WEIGHT (g)
GRAFFALOY PROLAUNCH PLATINUM 50 DRV			L	47.5
GRAFFALOY PROLAUNCH PLATINUM 50 FWY			L	47.5
GRAFFALOY PROLAUNCH PLATINUM 50 HYB			L	50.0
GRAFFALOY PROLAUNCH PLATINUM 50 IRN			L	47.5

GRIP: Cleveland All Rubber Black





The new Bloom complete set features lightweight, distance driven technology specifically engineered for the beginner and intermediate woman golfer. Available in two colorways with matching headcovers included.

SET MAKE UP

Driver, 5 Wood, 5 Hybrid, 7i – PW,SW, Putter Includes headcovers for the driver, fairway, hybrid, and putter.

BLOOM DRIVER

A large and forgiving head shape combined with high loft and a low center of gravity make the Bloom Driver both longer and straighter off the tee.

BLOOM FAIRWAY WOOD

A low center of gravity creates ideal launch conditions to hit the ball high and land it soft with the Bloom Fairway Woods.

BLOOM HYBRID

Bloom Hybrid is a versatile club that can help players of all skill levels. The unique design gives the accuracy of an iron, the distance of a wood, and a high launching trajectory for increased forgiveness and distance.

BLOOM IRONS

Designed with advanced lightweight technology, Bloom Irons feature a forgiving cavity-back design and a responsive face for maximum distance.

BLOOM WEDGE

The Bloom Wedge adds consistency to your short game with superior spin technology for more control and a wide sole for smoother turf interaction from all lies your short game will encounter.

BLOOM PUTTER

With a traditional, confidence-inspiring look the Bloom Putter makes it easy to line up and the perimeter weighting promotes consistency on the green.

BLOOM CART BAG

The Bloom Cart Bag features a stylish 8 pocket design plus an additional wristlet for valuables. This lightweight classic design is great for those looking for style and function.



SPEC

Model	Lie	Loft	Club Length	Swing Weight
Driver	60°	14°	43.5"	C3
5 Fairway	59°	19°	41.25"	C3
5 Hybrid	63°	23°	38.5"	C3
7 Iron	63°	31°	36.5"	C4
8 Iron	63.5°	35°	36"	C4
9 Iron	64°	39°	35.5"	C4
PW	64.5°	44°	35"	C4
SW	64°	56°	34.5"	C4
Putter	70°	3°	33"	-

* Grey/Blue Available in RH/LH, Black/Pink Available in RH only.
* Custom Options Not Available

BLOOM SHAFT:



Driver

Fairway

Hybrid

Iron

Wedge

Putter

JUNIOR SET

Cleveland Golf’s Junior Sets make it easy for youngsters to grow into a game they can enjoy for a lifetime. Each junior club features similar technology found in Cleveland Golf’s standard equipment.

OPTIMIZED SETS:

Cleveland Golf Junior Sets are available in three different options, with each club optimized for juniors in specific age and size ranges. Carry Bag is included. All Drivers, Fairways, and Hybrids include head covers.

LARGE SET:

7-piece set suits juniors age 10-12 or 54”-63” tall. Includes: Driver (18°), Fairway (22°), Hybrid (28°), 7 & 9 Iron, Wedge (56°), Putter

MEDIUM SET:

6-piece set suits juniors age 7-9 or 44”-53” tall. Includes: Driver (18°), Hybrid (28°), 7 & 9 Iron, Wedge (56°), Putter

SMALL SET:

3-piece set suits juniors age 4-6 or 36”-43” tall. Includes: Fairway (22°), 7 Iron, Putter

All sets available right handed.



LARGE SET



MEDIUM SET



SMALL SET

GOLF BAGS

CG STAFF BAG

- 9.5” 6-Way top
- 9 total pockets including 2 velour-lined valuables pockets
- Magnetic top belly pocket
- 2 integrated water bottle pockets
- Stylish dual molded ergonomic handle
- Strap with single or 3-way connection
- Hidden umbrella well
- Vented side apparel pocket
- 13.9 lbs



CUSTOM EMBROIDERY: Zip-off belly panel

CG CART BAG

- 9.0” 14-way divider
- 3 Grab Handles for easy loading
- Waterproof zipper valuable pockets
- Score cards pocket
- Hand and divot sleeve
- Insulated cooler bottle pocket
- 8 convenience pockets
- 6.8 lbs
- Material: Polyester



**Available Spring 2022

CG STAND BAG

- 9.0” 14-way divider
- 3 Grab Handles for easy loading
- Waterproof zipper valuable pockets
- Score cards pocket
- Hand and divot sleeve
- Insulated cooler bottle pocket
- 6 convenience pockets
- Zip off front pocket
- 5.5 lbs
- Material: Polyester



*CUSTOM EMBROIDERY NOT AVAILABLE.

HEADWEAR

CG STRUCTURED CAP

- Structured construction
- Performance diamond polyester
- UV protection
- Moisture-wicking fabric and sweatband
- Micro-velcro loop closure with tuck-in strap
- Cleveland Golf 3D front embroidery

COLORS: Black, Navy, White



CG PERFORMANCE TOUR VISOR

- Classic high crown design
- Lightweight, performance polyester
- Breathable, moisture-wicking sweatband
- Adjustable backstrap with polished buckle closure
- Cleveland Golf 3D front embroidery

COLORS: Navy, White



CG DAD HAT

- Cotton twill
- Nickel chrome adjustable clasp
- Unstructured fit

COLORS: Black, Blue, White



*CUSTOM EMBROIDERY NOT AVAILABLE ON CLEVELAND GOLF HEADWEAR.

HEADWEAR

PERFORMANCE PATCH HAT

- 6 panel structured
- Snapback
- Performance Diamond Polyester
- Cleveland Golf self-material patch

COLORS: White, Charcoal, Light Grey



LIFESTYLE TRUCKER

- 5 panel structured fit
- Mesh snapback
- Heather performance cotton front
- Embossed Cleveland Golf logo

COLORS: Grey, Black



CG HEXAGON PATCH HAT

- Lightweight structured construction
- Performance Polyester
- Moisture-wicking sweatband
- Snap back closure

COLORS: Black, Grey, White



CG LIQUID METAL HAT

- Metal embellished logo
- Lightweight structured construction
- Performance Polyester
- Moisture-wicking sweatband
- Snap back closure

COLORS: Black, Navy



ACCESSORIES

CG TRI-FOLD BAG TOWEL

- Heavy duty microfiber
- Absorbent and quick drying
- Carabiner clip attachment
- Size: 16" X 21"

COLOR: Black/Grey



CG UMBRELLA

- 62" double canopy construction
- Wind venting internal cord design
- Molded handle
- Nylon

COLOR: Black/Grey/White



CG LAUNCHER XL HALO IRON HEADCOVER

- Available in 7-piece sets (4-P, or 5-D) and individual.

COLOR: Dark Grey/Black





asics

**2023
CATALOG**



ASICS

ASICS, an acronym derived from the Latin phrase, Anima Sana In Corpore Sano - a sound mind in a sound body. Staying true to the philosophy by which it was founded, every ASICS innovation, every concept, every idea is intended to create the best product. Our mission is to become the number one brand for the sports enthusiast. To accomplish this, we pledge to continue to make the best product; striving to build upon our technological advances and pushing the limits on what we can learn from the body and its needs in athletic gear. We pledge to bring harmony to the body and soul.

HISTORY

In 1949, Mr. Kihachiro Onitsuka began his athletic footwear company (Onitsuka Co., Ltd.) by manufacturing basketball shoes out of his living room in Kobe, Japan. He chose the name ASICS for his company in 1977, based on a famous Latin phrase “Anima Sana In Corpore Sano”, which when translated expresses the ancient ideal of “A Sound Mind in a Sound Body.” Taking the acronym of this phrase, ASICS was founded on the belief that the best way to create a healthy and happy lifestyle is to promote total health and fitness.

ASICS products were introduced to the United States in 1977 and brought with them an incredible story of athletic performance and technical advancements, a philosophy which still holds true today.

ASICS GOLF

ASICS golf shoes will now be offered in North America where they will be built with inspiration from ASICS legendary running shoes and deliver comfort and flexibility while providing outstanding traction and stability.



HIDEKI
MATSUYAMA

2021 MAJOR
CHAMPION





GEL-ACE PRO M



GEL-ACE PRO M: THE TECH

COMFORT ANKLE PADDING

Inspired by ASICS running shoes, additional padding on the ankle & tongue provide comfort in every move.

WATERPROOF UPPER

Constructed with synthetic leather to keep your feet dry in wet conditions.

ASICS GEL™

ASICS Gel Technology increases shock absorption and is strategically placed for maximum comfort under the heel.

WRAP UP TPU TRUSSTIC

Stabilizes the foundation of your swing using an X-shape that extends from the rearfoot to the forefoot. It also expands up the midsole for added stability.

FLYTEFOAM®

FlyteFoam Technology isn't just a little lighter – it's remarkably 55% lighter than the industry standard.





TRACTION

FG TRACTION SOLE PATTERN

Spikes are placed to increase grip/traction at impact and while walking.



FLEX GROOVE:

Enhances rotation during the swing, and makes for easier walking on the course

PROFLEX SPIKES:

Strategically placed on the widest part of the sole, providing stability and grip where you need it most. Sub-studs around the spike increase traction while walking downhill and uphill.

X-SHAPED TPU TRUSSTIC:

Extending from the rearfoot to the forefoot for added support during the swing.



GEL-ACE PRO M: SPEC & OVERVIEW

LIGHTWEIGHT FRAME WORK AND FLEXIBILITY

With ASICS FlyteFoam providing lightweight shock absorption and all day comfort, the Flex Groove provided flexibility where you need it.

WATERPROOF UPPER

Constructed with synthetic leather to keep your feet dry in wet conditions.

SUPPORTIVE FIT

Featuring TPU TRUSSTIC wrapping up through the mid-sole and an X-Shaped TRUSSTIC on the sole, you'll be supported in every move.

GOLF SPECIFIC TOOLING

The Traction sole pattern places spikes exactly where they need to be for stability during the golf swing and traction while walking. Featuring GEL cushioning for increased shock absorption as well.

SIZES

MEN'S: 7-12, 13, 14

\$199.99 MAP
AVAILABLE NOW



White/Black
1111A220-100



Black/Pure Silver
1111A220-001

DUO BOA



GEL COURSE DUO BOA: THE TECH





TRACTION

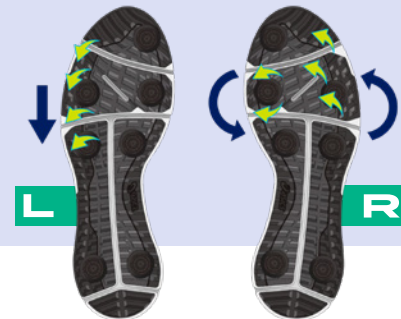
FG TRACTION SOLE PATTERN

Spikes are placed to increase grip/traction at impact and while walking.

WEDGE SHAPE STUD:

- Better traction at the wider edge
- Smooth transition along vertical direction

GRIP DIRECTION AT IMPACT



FLEX GROOVE:

Enhances rotation during the swing, and makes for easier walking on the course

BLOCK PATTERN STUD AT LATERAL SIDE

- Better grip in all directions
- Enhanced grip at impact of golf swing

WEDGE SHAPE STUD

- Better traction at the wider edge
- Smooth transition along vertical direction
- Added grip while walking downhill on the course

DISCRETE OUTSOLE:

- For better cushioning and comfort by deforming separately



GEL COURSE DUO BOA: SPEC AND OVERVIEW

BOA LACING SYSTEM

Offers a precise and custom fit through a quick adjusting dial to tighten or loosen fit as desired.

LIGHTWEIGHT FRAME WORK AND FLEXIBILITY

Air mesh provides flexibility during the swing and while walking the course. ASICS FlyteFoam provides lightweight shock absorption and all day comfort.

SUPPORTIVE FIT

Featuring an external heel counter for added stability and additional ankle padding helps ensure a custom fit that adapts to every move.

GOLF SPECIFIC TOOLING

The FG traction sole pattern places spikes exactly where they need to be for stability during the golf swing and traction while walking the course. Featuring GEL cushioning for increased shock absorption while Toe and Lateral rubber wraps help maintain stability throughout the golf swing.

SIZES

MEN'S: 7-12, 13, 14

\$179.99 MAP
AVAILABLE NOW



White/Black
1111A213-101



Black/Pure Silver
1111A213-002

GEL KAYANO ACE



GEL KAYANO ACE: THE TECH

COMFORT ANKLE PADDING

Inspired by ASICS running shoes, additional padding on the ankle & tongue provide comfort in every move.

WATERPROOF UPPER

With an improved upper mesh and PU film coating, your feet stay dry in wet conditions.



TPU HEEL CRADLE

Maintains stability while walking and throughout the swing.

ASICS GEL™

ASICS Gel Technology increases shock absorption and is strategically placed for maximum comfort under the heel.

FLYTEFOAM®

FlyteFoam Technology isn't just a little lighter – it's remarkably 55% lighter than the industry standard.

TRACTION

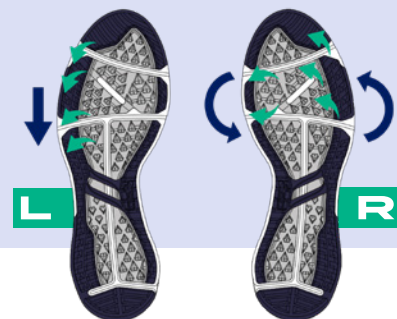
FG TRACTION SOLE PATTERN

Spikes are placed to increase grip/traction at impact and while walking.

WEDGE SHAPE STUD:

- Better traction at the wider edge
- Smooth transition along vertical direction

GRIP DIRECTION AT IMPACT



FLEX GROOVE:

Enhances rotation during the swing, and makes for easier walking on the course

WEDGE SHAPE STUD:

- Better traction at the wider edge
- Smooth transition along vertical direction
- Added grip while walking downhill on the course

DISCRETE OUTSOLE:

For better cushioning and comfort by deforming separately



GEL KAYANO ACE: SPEC & OVERVIEW

LIGHTWEIGHT FRAME WORK AND FLEXIBILITY

ASICS FlyteFoam provides lightweight shock absorption and plenty of support. ASICS Gel technology is strategically placed for maximum comfort under the heel.

FLEXIBLE WATERPROOF UPPER

Flexible mesh provides a comfortable fit, while a thin waterproof PU lining keeps your feet dry in wet conditions.

SUPPORTIVE FIT

Featuring air mesh and a TPU heel cradle to provide a flexible yet supportive fit. Additional ankle padding helps ensure a custom fit that adapts to your every move.

GOLF SPECIFIC TOOLING

The FG traction sole pattern places spikes exactly where they need to be for stability during the golf swing and traction while walking the course. Featuring GEL cushioning for increased shock absorption while Toe and Lateral rubber wraps help maintain stability throughout the golf swing.

\$169.99 MAP

AVAILABLE
MARCH 2023

SIZES

MEN'S: 7-12, 13, 14
WIDE SIZES - 8-12, 13, 14



White/Neon Lime
111A209-102



Black/Black
111A209-001



Glacier Grey/Pure Silver
111A209-021



White/White
111A209-101



White/Midnight
111A209-100

WIDE



Glacier Grey/
Pure Silver (Wide)
111A238-021



White/White (Wide)
111A238-101

GEL COURSE PRESHOT



GEL COURSE PRESHOT: THE TECH

COMFORT ANKLE PADDING

Inspired by ASICS running shoes, additional padding on the ankle & tongue provide comfort in every move.

WATERPROOF UPPER

Constructed with synthetic leather to keep your feet dry in wet conditions.



EXTERNAL HEEL COUNTER

Maintains stability while walking and throughout the swing.

ASICS GEL™

ASICS Gel Technology increases shock absorption and is strategically placed for maximum comfort under the heel.

FLYTEFOAM®

FlyteFoam Technology isn't just a little lighter – it's remarkably 55% lighter than the industry standard.

WHAT'S NEW: OUTSOLE FUNCTION

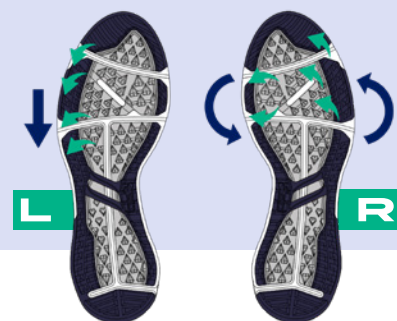
FG TRACTION SOLE PATTERN

Studs are placed to increase grip/traction at impact and while walking.

WEDGE SHAPE STUD:

- Better traction at the wider edge
- Smooth transition along vertical direction

GRIP DIRECTION AT IMPACT



FLEX GROOVE:

- Enhances rotation during the swing, and makes for easier walking on the course

BLOCK PATTERN STUD AT LATERAL SIDE

- Better grip in all directions
- Enhanced grip at impact of golf swing

WEDGE SHAPE STUD:

- Better traction at the wider edge
- Smooth transition along vertical direction
- Added grip while walking downhill on the course

DISCRETE OUTSOLE:

- For better cushioning and comfort by deforming separately



GEL COURSE PRESHOT: SPEC & OVERVIEW

LIGHTWEIGHT FRAME WORK AND FLEXIBILITY

ASICS FlyteFoam provides lightweight shock absorption and plenty of support. ASICS Gel technology is strategically placed for maximum comfort under the heel.

WATERPROOF UPPER

Constructed with synthetic leather to keep your feet dry in wet conditions.

SUPPORTIVE FIT

Featuring air mesh, an integrated quarter panel, and an internal molded heel counter to provide a breathable yet supportive fit. Additional ankle padding helps ensure a custom fit that adapts to your every move.

GOLF SPECIFIC TOOLING

The FG traction sole pattern places spikes exactly where they need to be for stability during the golf swing and traction while walking the course. Featuring GEL cushioning for increased shock absorption while Toe and Lateral rubber wraps help maintain stability throughout the golf swing.

SIZES

MEN'S: 7-12, 13, 14

\$119.99 MAP
AVAILABLE
MARCH 2023



White/White
1111A210-100



Black/Black
1111A210-001



Piedmont Grey/Grand Shark
1111A210-021

GEL COURSE GLIDE



GEL COURSE GLIDE: THE TECH

COMFORT ANKLE PADDING

Inspired by ASICS running shoes, additional padding on the ankle & tongue provide comfort in every move.

INTEGRATED QUARTER PANEL

An integrated quarter panel provides a supportive fit.

FLEXIBLE WATER RESISTANT UPPER

Flexible mesh provides a comfortable fit with a water resistant lining.



INTERNAL MOLDED HEEL COUNTER

Designed to secure your heel with an adaptive fit.

ASICS GEL™

ASICS Gel Technology increases shock absorption and is strategically placed for maximum comfort under the heel.

FLYTEFOAM®

FlyteFoam Technology isn't just a little lighter – it's remarkably 55% lighter than the industry standard.

LATERAL WRAP-UP RUBBER

Provides better stability throughout the golf swing.

WHAT'S NEW: OUTSOLE FUNCTION

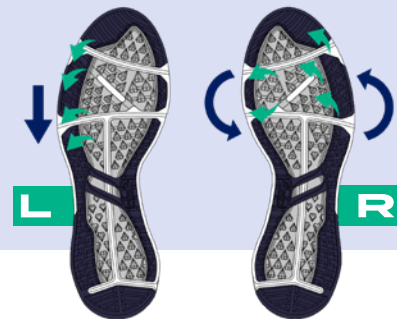
FG TRACTION SOLE PATTERN

Studs are placed to increase grip/traction at impact and while walking.

WEDGE SHAPE STUD:

- Better traction at the wider edge
- Smooth transition along vertical direction

GRIP DIRECTION AT IMPACT



FLEX GROOVE:

- Enhances rotation during the swing, and makes for easier walking on the course

BLOCK PATTERN STUD AT LATERAL SIDE

- Better grip in all directions
- Enhanced grip at impact of golf swing

WEDGE SHAPE STUD:

- Better traction at the wider edge
- Smooth transition along vertical direction
- Added grip while walking downhill on the course

DISCRETE OUTSOLE:

- For better cushioning and comfort by deforming separately



GEL COURSE GLIDE: SPEC & OVERVIEW

LIGHTWEIGHT FRAME WORK AND FLEXIBILITY

ASICS FlyteFoam provides lightweight shock absorption and plenty of support. ASICS Gel technology is strategically placed for maximum comfort under the heel.

SUPPORTIVE FIT

Featuring air mesh, an integrated quarter panel, and an internal molded heel counter to provide a breathable yet supportive fit. Additional ankle padding helps ensure a custom fit that adapts to your every move.

GOLF SPECIFIC TOOLING

The FG traction sole pattern places spikes exactly where they need to be for stability during the golf swing and traction while walking the course. Featuring GEL cushioning for increased shock absorption while Toe and Lateral rubber wraps help maintain stability throughout the golf swing.

\$99.99 MAP
AVAILABLE
MARCH 2023

SIZES

MEN'S: 7-12, 13, 14
WOMEN'S: 6-10

MEN



White/Midnight
1111A085-103



Black/Carrier Grey
1111A085-004



Sheet Rock/Slate Grey
1111A085-023



Glacier Grey/Neon Lime
1111A085-024

WOMEN



Glacier Grey/Aquarium
1112A017-022



Light Steel/Grand Shark
1112A017-400



Glacier Grey/Pure Silver
1112A017-021

GEL COURSE ACE



GEL COURSE ACE: THE TECH

COMFORT ANKLE PADDING

Inspired by ASICS running shoes, additional padding on the ankle & tongue provide comfort in every move.

FLEXIBLE WATER RESISTANT UPPER

Flexible mesh provides a comfortable fit with a water resistant lining.



INTERNAL MOLDED HEEL COUNTER

Designed to secure your heel with an adaptive fit.

ASICS GEL™

ASICS Gel Technology increases shock absorption and is strategically placed for maximum comfort under the heel.

FLYTEFOAM®

FlyteFoam Technology isn't just a little lighter – it's remarkably 55% lighter than the industry standard.

LATERAL WRAP-UP RUBBER

Provides better stability throughout the golf swing.

WHAT'S NEW: OUTSOLE FUNCTION

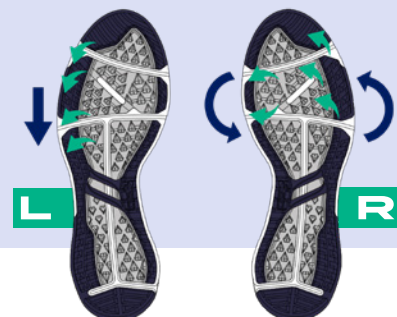
FG TRACTION SOLE PATTERN

Studs are placed to increase grip/traction at impact and while walking.

WEDGE SHAPE STUD:

- Better traction at the wider edge
- Smooth transition along vertical direction

GRIP DIRECTION AT IMPACT



FLEX GROOVE:

- Enhances rotation during the swing, and makes for easier walking on the course

BLOCK PATTERN STUD AT LATERAL SIDE

- Better grip in all directions
- Enhanced grip at impact of golf swing

WEDGE SHAPE STUD:

- Better traction at the wider edge
- Smooth transition along vertical direction
- Added grip while walking downhill on the course

DISCRETE OUTSOLE:

- For better cushioning and comfort by deforming separately



GEL COURSE ACE: SPEC & OVERVIEW

LIGHTWEIGHT FRAME WORK AND FLEXIBILITY

ASICS FlyteFoam provides lightweight shock absorption and plenty of support. ASICS Gel technology is strategically placed for maximum comfort under the heel.

FLEXIBLE WATER RESISTANT UPPER

Flexible mesh provides a comfortable fit with a water resistant lining.

SUPPORTIVE FIT

Featuring air mesh, an integrated quarter panel, and an internal molded heel counter to provide a breathable yet supportive fit. Additional ankle padding helps ensure a custom fit that adapts to your every move.

GOLF SPECIFIC TOOLING

The FG traction sole pattern places spikes exactly where they need to be for stability during the golf swing and traction while walking the course. Featuring GEL cushioning for increased shock absorption while Toe and Lateral rubber wraps help maintain stability throughout the golf swing.

SIZES

WOMEN'S: 6-10

\$149.99
AVAILABLE
MARCH 2023

WOMEN



White/Pure Silver
1112A036-100



Piedmont Grey/Arctic Sky
1112A036-021




Glacier Grey/Pink Cameo
1112A036-020

SPIKELESS OUTSOLE PATTERN


ADDRESS

Even distribution slightly more pressure on medial side.



TOP OF SWING

Slight pressure is applied to the medial of the left foot while the lateral of right foot bears most of the load.



IMPACT

Weight begins to shift on the left foot and pressure at the lateral side of the left foot becomes high. Right forefoot pressure is also high as the trailing foot.




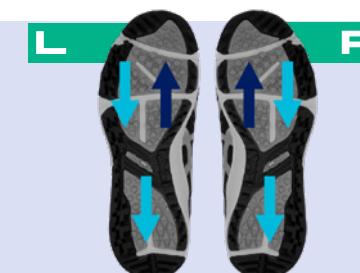
FOLLOW THROUGH

Weight is almost exclusively on the left foot except for medium pressure at the toe of the right foot.



WALKING

Uphill: Forefoot Grip
Downhill: Mid foot & heel grip



OFFERINGS

GEL-ACE PRO M - \$199⁹⁹



GEL COURSE DUO BOA - \$179⁹⁹



GEL KAYANO ACE - \$169⁹⁹



WIDE



GEL COURSE PRESHOT - \$119⁹⁹



GEL COURSE GLIDE - \$99⁹⁹



WOMEN'S GEL COURSE ACE - \$149⁹⁹



WOMEN'S GEL GLIDE - \$99⁹⁹





© COPYRIGHT 2022 SUMITOMO RUBBER INDUSTRIES, LTD